

BMW X6

[www.bmw.com](http://www.bmw.com)



Sheer  
Driving Pleasure



# THE NEW BMW X6.

UNIQUELY DIFFERENT.


**BMW EfficientDynamics**  
Less emissions. More driving pleasure.

International version. Please contact your local dealer for country specific information.



## INSTINCT FOR DISTINCTION.

There is hardly a street where the new BMW X6 does not capture attention. But it's not just the size of the Sports Activity Coupé that gives it such a commanding presence. It is also its superb design, agility and efficiency. They are all exceptional attributes that merge into a supremely unified combination – a combination of unique technology.



## The new BMW X6

### DAZZLING, TO THE SMALLEST DETAIL.

- 06 Design**  
One exception confirms the rule.
- 10 Dynamics**  
Choose the quickest route. Or the one that's most fun.
- 16 BMW EfficientDynamics**  
A high achiever. By getting more from less.
- 18 BMW ConnectedDrive**  
We go to the limits, to keep you at the centre.
- 20 Daring designs**  
Dramatically different: Mister Wally.
- 22 Interior design**  
Progressive outlook? We're with you all the way.
- 26 Communication in the new BMW X6**  
Connected. 24 hours.

➤ [www.bmw.com/x6/design](http://www.bmw.com/x6/design)

## Technology

### INNOVATIONS THAT MOVE.

- 28 BMW ConnectedDrive**  
Intelligent networking for greater convenience, infotainment and safety.
- 32 BMW EfficientDynamics**  
The technology package for lower consumption and more driving pleasure.
- 34 BMW TwinPower Turbo engine**  
Maximum performance with minimum consumption.
- 36 The new BMW X6 M50d**
- 38 Chassis and safety**  
Innovative systems for more driving pleasure.
- 42 The new BMW M Performance diesel engine**  
A high flyer. In a no fly zone.

➤ [www.bmw.com/x6/engines](http://www.bmw.com/x6/engines)

## Equipment

### AS INDIVIDUAL AS YOUR IMAGINATION.

- 44 Exclusive Edition and M Sport Edition**
- 46 Equipment combinations**
- 48 BMW Individual**
- 50 Colours, upholstery and interior trim**
- 54 Standard / Optional equipment**
- 65 Original BMW Accessories**

## Overview

### THE ENTIRE RANGE AT A GLANCE.

- 66 Equipment tables**
- 70 Technical data**
- 72 BMW Service and BMW Welt**  
Exclusive offers for BMW customers.

➤ [www.bmw.com](http://www.bmw.com)

## Editorial

# ELEGANT INDEPENDENCE.

Admittedly, modesty is not one of the strong points of the new BMW X6. But then it needn't be. After all, it is the only one of its kind. Perhaps it's the special combination of two worlds that makes it so successful – a sports car with the elegance of a coupé and the adventurous spirit of an off-roader.

The Sports Activity Coupé underlines its out of the ordinary and self-confident appearance with optimum quality and advanced technologies as well as impressive dynamics and efficiency. Qualities that perfectly equip the new BMW X6 for winding country roads as much as the boulevards of the big city. And here's another certainty. It will definitively attract attention, wherever it goes.

➤ [www.bmw.com/x6](http://www.bmw.com/x6)

#### Equipment of model shown: BMW X6 xDrive35i

Engine: BMW TwinPower Turbo six-cylinder petrol engine  
 Output: 225 kW (306 hp)  
 Wheels: 20" light-alloy wheels Y-spoke 336 with mixed tyres  
 Exterior colour: Midnight Blue metallic  
 Upholstery: Exclusive extended Nappa leather, Ivory White  
 Interior trim: Fine-wood trim Bamboo Grain, dark

For information on fuel consumption and CO<sub>2</sub> emissions, see pages 70 | 71.

---

# ONE EXCEPTION CONFIRMS THE RULE.

---

**There are SUVs and there are coupés, but there is only one new BMW X6.** This vehicle is like none other. It unites apparent opposites, such as size with agility and sportiness with elegance. It's a sports car that also feels at home away from the road. A coupé and an SUV. Its design language reads like a guide to being strikingly different. That's why we have created a separate vehicle category for the new BMW X6 – the Sports Activity Coupé. These three words encompass everything that makes the new BMW X6 so special and it's apparent at first sight. This car is simply more dynamic, more versatile and more impressive – in short, it's unique.





WHEN YOU'VE SEEN IT ALL,  
**YOU PREFER  
THE UNSEEN.**

**Unmissable – the new details on the BMW X6.** Attracting attention comes as standard with the new BMW X6. This is due not only to the raised seat position, but also to its new, sportier appearance. Many new details are included – above all, the headlights. Their striking light design creates an unmistakable front end, while the bright white light of the optional new Adaptive LED headlights provides optimum visibility. The new position of the foglights and the special shape of the new BMW double kidney grille give it an even wider visual presence on the road. And the redesigned rear lights with LED technology beam a bright red signal into the night – this is the new BMW X6.




---

**CHOOSE THE  
QUICKEST  
ROUTE.**

---

**OR THE ONE THAT'S  
MOST FUN.**



IN COMMAND.

---

# AND ALWAYS TRUE TO THE COURSE.

---

**Ideas for the ideal line – chassis components.** When you drive the new BMW X6 you soon notice that its self-confident appearance is more than justified. This is because its chassis components give it an agility equal to that of a true sports car. The nearly 50:50 axle load distribution is the optimum set-up for outstanding driving dynamics on every stretch of road. Above all, however, it's in cornering that the new BMW X6 appears to override the laws of physics. Even at higher speeds, it steers with impressive ease into every curve and provides perfect directional stability. This is due not only to the intelligent xDrive all-wheel-drive system, but also to Dynamic Performance Control. This BMW innovation, fitted as standard, distributes drive on the rear axle seamlessly between the left and right wheel. In corners, the torque on the outer wheel with stronger traction is deliberately increased. The result – maximum dynamics and optimum stability.

The driving dynamics can be enhanced still further with the optional Adaptive Drive (standard for BMW X6 M50d) chassis control system. This, for example, adjusts suspension damping on different road surfaces. Precision, agility and comfort are the three outstanding features of the Active Steering<sup>1</sup> option, and you will appreciate it just as much when parking as when overtaking. Whatever route you take with the new BMW X6, you will always be on a direct line to driving pleasure.

<sup>1</sup> Not available for the BMW X6 M50d.





IN A GREAT ENGINE, EVERY PART COUNTS.

## SO YOU CAN ENJOY THE SUM.

**A show of strength: the engines.** The maths appears simple: an eight-cylinder petrol engine plus unique BMW TwinPower Turbo technology generates 300 kW (407 hp<sup>1</sup>) and impressive torque of 600 Nm. There's more to it than that, though. The V8 in the new X6 xDrive50i conceals a sophisticated technology package. There's similar technological know-how in the 225 kW (306 hp<sup>1</sup>), six-cylinder petrol engine of the new BMW X6 xDrive35i. That said, the breathtaking acceleration and captivating sounds mean that your thoughts won't stay focused on what's under the bonnet for long. Adrenalin takes centre stage as soon as you press the start button.

In the diesel engines, it's not only the thrusting power that takes your breath away. It is also the low fuel consumption. Output of 225 kW (306 hp<sup>1</sup>) and average consumption of 7.5<sup>1</sup> litres per 100 km for the new BMW X6 xDrive40d and 180 kW (245 hp<sup>1</sup>) paired with 7.4<sup>1</sup> litres for the new BMW X6 xDrive30d speak volumes for vehicles of this size. Whatever engine you go for, the result of your calculations will always come up with the same results – a major increase in driving pleasure and the lowest possible fuel consumption.

<sup>1</sup> Fuel consumption and CO<sub>2</sub> emissions dependent on wheel and tyre size. For more information, see pages 70 | 71.





A HIGH ACHIEVER.

## BY GETTING MORE FROM LESS.

**Leading by example:** BMW EfficientDynamics. The new BMW X6 makes it clear at first glance: compromise is a foreign concept. This is why it makes such a huge impression with its balance of great power and high efficiency. The best proof is found in the engines, but it is also to be seen in a series of other BMW EfficientDynamics measures. Brake Energy Regeneration, for instance, makes practical use of energy that previously went unused. And thanks to its reduced rolling resistance, the BMW X6 glides over the road even more efficiently. Then there's air vent control. This further improves the aerodynamics of the already impressively sleek Sports Activity Coupé. These innovations, in fact, mean that the new BMW X6 xDrive30d can meet the EU6 standard if desired. Evidently, the new BMW X6 is a choice that offers great strengths in every respect – including low fuel consumption.

# WE GO TO THE LIMITS, TO KEEP YOU AT THE CENTRE.

**In touch with the world.** A great deal of thought has gone in to creating the extrovert appeal of the new BMW X6 exterior. The same can be said of the car's inner character. The latest innovations, for example, ensure the highest standards when it comes to convenience, infotainment and safety. And it's all offered through a host of options collectively known as the philosophy BMW ConnectedDrive\*.

If you want extensive, real-time information on the traffic, then you will find Real Time Traffic Information (RTTI) from BMW Assist – one of the most innovative services its kind – at your disposal. The optional rear-view camera with Top View and Park Distance Control not only increases comfort and safety but your command of the vehicle, too – you can park the new BMW X6 effortlessly into even the tightest space. You can also rely on the support of the optional driver assistance systems, such as Active Cruise Control and Lane Departure Warning, to help you reach your destination safely. And should something unforeseen occur, BMW Assist will automatically make an emergency call while passing on accurate position data. Like the idea of Google™ services from the car? It's possible, on request, any time. Likewise, with BMW Apps, reading email, listening to web radio and staying in touch with friends on Facebook and Twitter. So just like the new BMW X6, you are always part of the conversation.

\* May not be available in all countries. Please consult your BMW partner.

**BMW ConnectedDrive**  
In touch with your world.




Daring designs: a boat for Batman and the new BMW X6.

# DRAMATICALLY DIFFERENT: MISTER WALLY.



The initial Wallypower sketch was a drawing of a Batman boat done by Bassani's children.



Bassani, 55, lives in Monaco and is a bold innovator in yacht design. The Italian's early concepts of the early 1990s, initially derided, are now global design icons.

Since Luca Bassani Antivari, from Milan, breezed in with his first, futuristic 25-metre racing vessel, there have only really been two types of ultra-exclusive yacht – the traditional and the revolutionary Wally. The latter is already an icon of our time, synonymous with cool, clever modernity.

In this meeting in a north Italian boatyard, the bare structure of Bassani's third Wally stands inverted in front of us. Bassani, a bold non-conformist, exudes a surprisingly quiet certainty. Every gesture says: "I'm on exactly the right path." The company name is also surprising. You have to be fairly laid back to name your business with the five letters of an American comic strip character. But it all makes perfect sense, because Bassani's boats always surprise with their unusual character and technical solutions. The 32-metre two-master, Wallygator II, for instance, has an unusually wide stern and a special anchor management system in the centre of the boat.

Bassani's creations are audacious, surprising and refreshingly different. Indeed, it's easy to get the impression that Bassani is being provocative with the daring simplicity of his boats. But "Mister Wally" is not interested in being different for its own sake. "Wally is a way of looking at things," he says. "A way of considering what is really needed on the water and finding new solutions."

His debut motor yacht, the 36-metre, 17,000 hp Wallypower, surges from Monaco to Portofino in one and a half hours. Once there, you enjoy your aperitif, not on the stuffy afterdeck but on the foredeck, agreeably cooled by the evening breeze – another of Bassani's ideas. As for the prism-shaped superstructure, that was actually sketched by

Bassani's children. It was their vision of a cool boat for Batman. Clearly, Bassani likes to get to the heart of matters in his own particular way. And when this charming provocateur does anything, he does it with utter conviction. The Wallypower stands as a design icon and even became a film star in the science fiction movie *The Island*. It also became the prototype for his motor yacht range, from the new 13-metre WallyOne right through to a 17-metre, four-cabin rocket, also capable of 40 knots. It's easy to see why Bassani enjoys his new BMW X6, with its focus on driving pleasure and its strong individual presence.

He can even envisage a lighter version of the vehicle using the composite-fibre technology used on his boats. "Ultimately," he says, "a car has to be like a boat: to give enjoyment, look good and drive well. Otherwise it doesn't interest me."

Bassani's boats are not different for effect. Their differences are their strengths.



## WALLY: COOLNESS ON SEA.





# PROGRESSIVE OUTLOOK?

WE'RE WITH YOU ALL THE WAY.

**Tailored to your needs.** With this vehicle you are always the focal point. Consider the interior of the new BMW X6 with its clear driver orientation. As soon as you get behind the sport leather steering wheel, you will find not only the multifunction buttons, but also the gearshift paddles of the eight-speed Sport automatic transmission. As in motor sport, you can change gear in split seconds without taking your hands from the wheel. Furthermore, all vehicle functions are displayed on the optimally positioned Control Display, from the radio through to Google™ services. And while the raised seating position gives a clear overview, this can be increased still further by the optional BMW Head-up Display. This projects all driving information directly into your field of vision. It means you can keep your eyes on the road – and maintain a progressive outlook in every sense.

ANYBODY CAN DRIVE A NORMAL COUPÉ.

**BUT YOU'RE  
NOT ANYBODY.**



**Luxury every day.** It is not only the four doors that differentiate the new BMW X6 from a conventional coupé. Behind them also lies a spacious interior with room for up to five people. And where comfort and quality are concerned, the interior of the Sports Activity Coupé knows no bounds. The design underlines this car's sportiness and offers a great deal of freedom of choice when it comes to upholstery, colours and interior trim. The rear seat bench, with either two individually formed rear seats or an optional third rear seat, and the large luggage compartment further illustrate the complete suitability for everyday use of the new BMW X6. Although it is somewhat more luxurious than most.

Congestion adviser, multimedia centre, wireless hotspot<sup>1</sup>, app centre or telephone exchange – the new BMW X6 provides, on demand, tailored information to suit the driver's needs and plans for the day. Join the new BMW X6 on an exciting journey.

# CONNECTED. 24 HOURS.



## 08.00 – PRESS THE START BUTTON.

The anticipation of a dynamic drive in the new BMW X6 is extremely appealing. The day couldn't begin better. No commuter traffic, no new roadworks and no unexpected traffic jams to test your patience. That green line on the navigation system promises open roads and, if things change, you can rely on Real Time Traffic Information (RTTI)\* to tell you about it. The system updates the current traffic situation in real time, even for side roads, so the name does exactly what it says. It's hard to know what to feel more glad about – the time you're saving or the pleasure of driving the new BMW X6 on free-flowing streets.

## 08.45 – HEART OF THE NETWORK

Already at the car park. But it's hard to tear yourself away from that newly discovered radio station. It's a good tip that you should definitely Tweet to the world from the car. No problem with the BMW Connected App\* on the iPhone. With this app, you can tune in to web radio stations from anywhere in the world and even see your entire social network on the Control Display of the new BMW X6. While you're at it, now's a good time to log on to your Facebook and arrange to meet friends for lunch.

## 12.30 – SAFELY TO LUNCH

Everyone's good to go and you soon start thinking about the meal to come. At which point, the Lane Departure Warning driver assistance system activates. The new BMW X6 started to cross the lane markings and you weren't using the indicators. The warning has come in good time, reminding you that maybe it's better to concentrate fully on the traffic and leave the thoughts and the talk about food to your passengers. Thanks to the Car Hotspot<sup>1</sup>, in fact, they're already on the internet, checking out the menu of a favourite Italian restaurant.

## 15.00 – YOUR OFFICE, ON THE ROAD

You're on the way to a business meeting. But time is valuable, so best make the most of it. Through Bluetooth, your iPhone connects with the new BMW X6 in seconds. Which means that the journey is used for vital telephone calls and keeping on top of your email.


## 18.30 – HOMEWARD BOUND IN COMFORT

On the way home, there's unfortunately no way of avoiding the rush-hour traffic. Even so, thanks to Active Speed Control with the Stop&Go function, even driving in queues of traffic is easy. That's because the new BMW X6 is independently taking care of safe distances from the vehicle in front. Which simply leaves you free to decide whether to enjoy the evening at home or to unwind friends... let's see what the BMW X6 comes up with.

For more on optional functions for compatible smart phones and mobile phones, please see [www.bmw.com/bluetooth](http://www.bmw.com/bluetooth)

<sup>1</sup> Available from Original BMW Accessories.

With the BMW Car Hotspot<sup>1</sup>, passengers can surf the net in comfort using an iPad.



\* May not be available in all countries. Please consult your BMW partner.



The new BMW Traffic Information service identifies traffic jams in real-time and marks the streets in traffic light colours according to congestion levels. Green, for instance, indicates an open road.



## BMW ConnectedDrive

In touch with your world.

Every day, our world is becoming increasingly networked. Many BMW drivers, however, are better connected with than most, obtaining information on the road, communicating by phone or email and always updated on the latest events. The term BMW ConnectedDrive encompasses all these services, including traffic features which enable the networking of BMW cars and their occupants with the outside world.



**Enhanced mobile networking.** The BMW Vision ConnectedDrive is a visionary Roadster that amazes at first sight. Its dynamic, flowing lines draw the eye from the distinctive front end, over the long bonnet and then to an extraordinary synthesis of exterior and interior. Three levels in the interior each symbolise an area of BMW ConnectedDrive – Convenience, Infotainment and Safety. Accompanying functions and controls are highlighted with different coloured lights that illuminate information. More information on this concept vehicle and further research projects can be found in the new Future Lab.

➔ [www.bmw.com/futurelab](http://www.bmw.com/futurelab)


## BMW CONNECTED DRIVE\*. THE INTELLIGENT NETWORKING OF DRIVER, VEHICLE AND THE OUTSIDE WORLD.

Wherever the road may take you, you'll always be in touch thanks to BMW ConnectedDrive. Its innovative optional functions ensure optimum networking of driver, vehicle and outside world – any time, any place.

**Convenience.** Fascinating BMW ConnectedDrive innovations offer service-oriented features such as the rear-view camera with Top View, for even more comfortable handling of the vehicle. It means you are always as relaxed as possible in your BMW.



**Active Cruise Control with Stop&Go function.** Optional, for added convenience and active safety in stop-and-go traffic. The system measures the gap to the vehicle ahead on an ongoing basis and automatically maintains an appropriate distance. Once the lane ahead becomes free, the system accelerates again up to the desired speed.



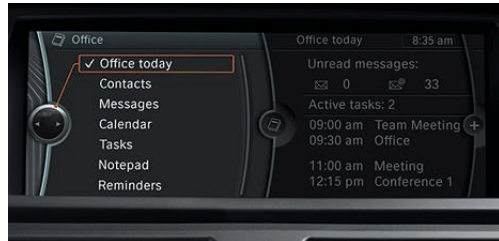
**Park Distance Control, with rear-view camera and Top View.** The Park Distance Control (PDC) option uses optical and acoustic signals to ensure comfortable and safe parking, while the Top View option offers an overview (270 degrees) of the surroundings while the vehicle is being manoeuvred. An image of the BMW seen from above is shown in the Control Display. Additionally, the optional rear-view camera enhances orientation when reversing into parking spaces, for example, at speeds up to 20 km/h.

\* May not be available in all countries. Please consult your BMW partner.

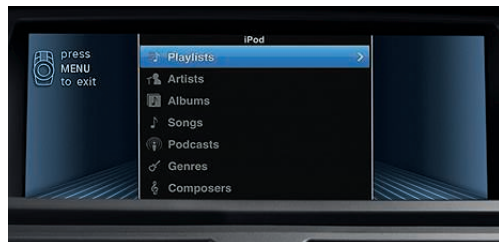
**Infotainment.** This package offers technical and media-orientated functions such as the Bluetooth interface. It means that your car can provide all the entertainment and information services you would expect of your own home or office.



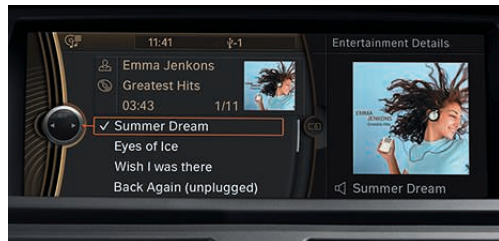
**BMW Connected App.** For the first time, you can now use apps in your BMW. With the Apps option, an iPhone and the free BMW Connected App from the Apple App Store, you're no longer limited to just listening to local radio, your calendar is with you all the time and you're always in contact with your friends. Using the iDrive system, you can easily select web radio stations from around the world. You can also call up the latest status reports from your Facebook or Twitter accounts and view upcoming appointments on the Control Display, or even have them read to you through the audio system's speakers. And that's just the beginning, more functions and apps will follow in the future.



**Bluetooth interface with added functionality (Office).** Use the time you spend on the road even more effectively. Thanks to the optional mobile phone preparation Business with Bluetooth interface in conjunction with a navigation system and the intelligent integration of selected business mobile phones<sup>1</sup>, you can use the Bluetooth connection to show Office functions such as email, dates, tasks or SMS messages on the Control Display while on the move. You can even have them read to you via the audio speakers using the text-to-speech function. With Bluetooth Audio Streaming, you can also enjoy wireless playback of music via selected Bluetooth-enabled devices<sup>1</sup>.



**Plugin.** With your iPhone and the Apps option, you'll always be up to date – and of course this applies equally when you use it inside your BMW. Through Plugin, you have direct and easy access to all menu items, you can use advanced functions such as the playback of Genius mixes and display album covers. And whenever you add iPod updates to your iPhone, they can be used in your car immediately via BMW ConnectedDrive. Thanks to this interface technology, the use of mobile devices in cars is innovative, more convenient and safer.




**USB/audio interface with extended functions.** In combination with the optional USB/audio interface and the original iPod USB cable, your BMW is able to display the album cover for the currently played title in the Control Display. This "Cover Art" display adds the cover for any song and album, for fast and convenient reference (function also available for other music devices). The USB/audio interface also makes it easy to update a part of the vehicle software in your BMW via a USB stick. This provides access to the complete range of functions supported by new mobile phone and music player models.<sup>2</sup>


<sup>1</sup> For information on compatible devices, see [www.bmw.com/bluetooth](http://www.bmw.com/bluetooth)

<sup>2</sup> For information on software updates, please see [www.bmw.com/update](http://www.bmw.com/update)

**Safety.** The BMW ConnectedDrive functions in this core area comprise safety-focused services that significantly reduce the dangers of road traffic. Features include the full-colour BMW Head-Up Display.



**BMW Head-Up Display.** The BMW Head-Up Display, available on request, means you can always keep the traffic situation in view in the new BMW X6. Relevant information is projected onto a two-colour TFT display directly in the driver's field of vision. The BMW Head-Up Display shows, for example, your speed and navigation instructions.



**Lane Departure Warning.** At speeds above around 70 km/h, the optional Lane Departure Warning system registers lane markings ahead, up to a distance of 50 metres. If the vehicle threatens to move out of lane, the system warns the driver with a slight vibration of the steering wheel. If the driver has activated the indicator – meaning that the lane change is intentional – no warning is given.



**High-beam assistant.** The optional High-beam assistant recognises light sources in the car's environment and switches the high beam on and off, according to the traffic situation. When the system is active, an image sensor at the back of the interior mirror monitors the traffic and lighting conditions. Based on these sensor images, the assistant decides whether or not the high beam should be switched on. When it detects vehicles ahead, or finds that ambient light is sufficient, the high beam is switched off again.



## BMW EfficientDynamics

Less emissions. More driving pleasure.

BMW was one of the first manufacturers to pursue the goal of efficient drive technologies, as part of its multi-award-winning sustainability strategy. BMW EfficientDynamics, included as standard, is a comprehensive technology package designed to reduce fuel consumption and emissions – while simultaneously enhancing dynamic performance. A winner of many technology awards, it has enabled the BMW Group to reduce the CO<sub>2</sub> emissions of its European new-vehicle fleet by about 30% since 1995. 39 models<sup>1</sup> currently produce less than 140 g of CO<sub>2</sub> per kilometre. The BMW Group intends to achieve a further 25% reduction in CO<sub>2</sub> emissions by 2020.



## BMW EFFICIENT DYNAMICS – MAKING A LITTLE GO A LONG WAY.

Different paths to the same destination: unmistakable BMW driving pleasure. Under the umbrella of the BMW EfficientDynamics project, BMW is continuously developing innovative systems that will bring us closer to the long-term goal of emission-free mobility. This BMW initiative for more driving pleasure is based on several pillars:

**Technology package.** The optimisation of vehicles powered by conventional diesel and petrol engines continues apace. A comprehensive technology package enables the reduction of fuel consumption and emissions, while at the same time increasing power output and driving enjoyment. These advances are based on innovations such as BMW TwinPower Turbo technology, the Auto Start/Stop function, Brake Energy Regeneration, and many others.

**BMW ActiveHybrid.** The BMW range includes impressive hybrid models, such as the new BMW ActiveHybrid 3<sup>2</sup> and BMW ActiveHybrid 5, and the BMW ActiveHybrid 7. All of these volume models combine high efficiency with superior dynamic performance.

**BMW ActiveE.** Since 2011, there has been a new type of dynamism on the road: the BMW ActiveE. Powered by electricity alone, it is manufactured in a small production run, as part of a pilot project. In this way, BMW is preparing the way for the emission-free mobility of tomorrow.

**BMW Hydrogen.** BMW is continuing its research into alternative drive concepts for the future, such as hydrogen drive.

**BMW i.** In line with the BMW EfficientDynamics idea, the BMW i brand is developing visionary new vehicle concepts such as the BMW i3 (Megacity Vehicle) and the BMW i8. While including existing BMW EfficientDynamics technologies, these vehicles also use new lightweight materials such as CFRP and electric drive systems with powerful battery technology such as BMW eDrive. With a focus on sustainability across the entire value-added chain and a range of supporting mobility services, BMW i is redefining individual mobility.

For further information see [www.bmw-i.com](http://www.bmw-i.com)

## BMW EFFICIENT DYNAMICS INNOVATIONS IN THE NEW BMW X6 AT A GLANCE.

**BMW TwinPower Turbo technology.** BMW TwinPower Turbo engines combine the latest fuel injection technology, fully variable power control and innovative turbocharging technology to increase efficiency and dynamics.

**Brake Energy Regeneration.** With Brake Energy Regeneration, the alternator generates electricity mainly when the driver takes his foot off the accelerator or applies the brakes. The kinetic energy this develops is transformed into electric power and fed into the battery.

**Air vent control.** A sensor determines the cooling requirements of the engine as the vehicle is moving. The air vents open and close depending on the speed and outside temperature, improving aerodynamics and shortening the engine's warm-up time, thus reducing fuel consumption.

**Eight-speed Sport automatic transmission.** Very closely defined gear ratios in the new eight-speed Sport automatic transmission allow better utilisation of the optimum rev range. This reduces fuel consumption considerably, while simultaneously improving gearshift comfort.


<sup>1</sup> Status 10/2011.

<sup>2</sup> Due to become available from 09/2012.

Some BMW EfficientDynamics measures are dependent on equipment and are not available for all model variants. Your BMW partner will be happy to advise on all equipment details.

# HIGH PERFORMANCE UNDER PRESSURE. BMW TWIN POWER TURBO TECHNOLOGY.

**Petrol engines.** Every BMW engine is characterised by performance, power and a free-revving nature. Naturally, all the BMW TwinPower Turbo engines offered for the new BMW X6 follow the BMW EfficientDynamics philosophy. This aims to bring high power to the road with peak efficiency while at the same time reducing fuel consumption and CO<sub>2</sub> emissions to a minimum. Whichever engine you choose, you will always be assured of maximum driving pleasure.




## BMW X6 xDrive35i.

With the powerful BMW TwinPower Turbo six-cylinder in-line petrol engine, which combines a TwinScroll turbocharger with Valvetronic, Double-VANOS and High Precision Injection, the new BMW X6 xDrive35i sprints from standstill to 100 km/h in 6.7 seconds. Unhesitating acceleration, refined running smoothness and torque of 400 Nm characterise this prize-winning engine with its 225 kW (306 hp)<sup>1</sup> output and 3.0-litre capacity. This advanced technology package significantly reduces average consumption to 10.1 litres per 100 km, while CO<sub>2</sub> emissions are 236 g/km<sup>1</sup>. Indeed, the engines of the new BMW X6 are not only among the most sporting in the world. Thanks to a host of innovations, such as BMW TwinPower Turbo technology and Brake Energy Regeneration, they offer even more power with less fuel consumption.

## BMW X6 xDrive50i.

This engine offers instant power and magisterial refinement for undiluted driving pleasure. Breathtaking acceleration and a rousing sound characterise the eight-cylinder petrol engine with BMW TwinPower Turbo technology, which combines two turbochargers with Double-VANOS and High Precision Injection. The highly responsive engine accelerates from 0 to 100 km/h in just 5.4 seconds. It produces 300 kW (407 hp)<sup>1</sup> from its 4.4-litre capacity and develops an impressive 600 Nm of torque from a low 1,750 through to 4,500 rpm. High Precision Injection ensures efficient fuel combustion. The result: average economy of 12.5 litres/100 km and CO<sub>2</sub> emissions of 292 g/km<sup>1</sup>.

**The diesel engines.** The three diesel units in the new BMW X6 impress with their refined power and outstanding efficiency. The latest CommonRail technology combines smoothness and economy with spontaneous acceleration and great flexibility. All are engineered in lightweight aluminium and are equipped with a maintenance-free particle filter as standard.



## BMW X6 xDrive30d.

The powerful six-cylinder in-line diesel engine with a 3.0-litre displacement impressively combines efficiency and power: torque of 540 Nm at a low 1,750 rpm and 180 kW (245 hp)<sup>1</sup> of power enables acceleration from 0 to 100 km in 7.5 seconds. The 4-valve cylinder head and the exhaust turbocharger with adjustable vanes ensure that the cylinders are optimally filled for particularly efficient combustion. Average consumption is an economical 7.4 litres/100 km with CO<sub>2</sub> emissions of 195 g/km<sup>1</sup>.

## BMW X6 xDrive40d.

The diesel engine in the new BMW X6 xDrive40d impresses with its incomparable eagerness to perform and extremely efficient use of fuel. It combines BMW TwinPower Turbo technology, CommonRail direct injection and two-stage turbocharging with variable turbine geometry. This makes the six-cylinder in-line engine one of the sportiest diesels around, bringing pure, commanding power to the road. It reaches 100 km/h from a standstill in just 6.5 seconds. Output of 225 kW (306 hp)<sup>1</sup> from a 3.0-litre capacity and maximum torque of 600 Nm lend this engine enormous appeal – as does average consumption of 7.5 litres/100 km<sup>1</sup>.

<sup>1</sup> Fuel consumption and CO<sub>2</sub> emissions are dependent on wheel and tyre sizes. For more information, please see pages 70 | 71.

## M GENES INCLUDED. THE NEW BMW X6 M50d.

The new BMW X6 M50d was created using the entire range of experience of the engineers at BMW M, incorporating the fine-tuning of power, suspension and steering. As the driver, you feel this in precise and sporty handling and, ultimately, in an exceptionally intense driving experience. Optimum traction and transfer of power from the new M Performance TwinPower Turbo engine, with its 280 kW (381 hp) and peak torque of 740 Nm, is also ensured thanks to the intelligent all-wheel-drive system xDrive. And it's all accompanied by a uniquely compelling sound. In short, this car will inspire with its combination of sheer dynamism, comfort and practicality.



**Sport automatic transmission.** Gearshift lever with M logo.




**Model designation.** Lasting impression: X6 M50d rear lettering.




**Tailpipe.** Perfect ending: black chrome-plated tailpipe trim.



**The new BMW X6 M50d knows only one direction – forward.** This new M Performance vehicle has a visually distinctive interior and exterior, with a number of special details. They include special air inlets in the front apron, the striking powerdome, wing mirror caps and the BMW Individual High-gloss Shadow Line finish. And a perfect match: the 20" M light-alloy Double-spoke 435 M wheels in Ferric Grey with mixed tyres. The interior is distinguished by the sport seats in the Black Alcantara/Nappa leather combination, dark brushed Aluminium Shadow interior trim and the BMW Individual Anthracite roofliner.



**BMW X6 M50d.** This new M Performance TwinPower Turbo six-cylinder in-line diesel engine combines CommonRail direct injection and a unique three-stage turbocharger with variable turbine geometry. The results are extremely eager responses, high torque at low engine speeds and a broad power band. The engine's spontaneous dynamism is particularly exciting, with its thrilling torque of 740 Nm, peak output of 280 kW (381 hp) and acceleration from 0 to 100 km in just 5.3 seconds. This impressive performance, in conjunction with average fuel consumption of 7.7 litres<sup>1</sup> per 100 km and CO<sub>2</sub> emissions of 204 g/km<sup>1</sup>, reveals an outstanding ratio of dynamics and efficiency. And it underlines, once again, the innovative power of BMW.



It is a characteristic embodied by every BMW without exception: pure dynamism. The chassis provides the technical foundation for this highly emotional driving experience. A result of the perfect harmonisation of innovative components and 50:50 weight distribution, it guarantees optimum contact with the road and ideal behaviour in every situation. Every BMW chassis transmits the passion for a sporty driving experience directly from the car to the driver while at the same time offering the greatest possible safety and comfort. That said, BMW engineers are still constantly re-inventing and refining the dynamism expected of a BMW.



## THE BEST BASIS FOR HIGH DYNAMISM. AN OUTSTANDING CHASSIS.

The most important precondition for a sporty driving experience is optimum road holding. In the new BMW X6, weight distribution of almost 50:50 across both axles, neutral steering and high directional stability all play their part. Outstanding traction, thanks to the intelligent all-wheel-drive system, also contributes. Read on to find out more.



**xDrive.** The intelligent all-wheel drive system adapts perfectly to even difficult road conditions by always providing maximum traction. With xDrive and Dynamic Stability Control (DSC), the new BMW X6 remains stable and on track. xDrive distributes drive power flexibly between the vehicle's axles in fractions of a second for optimum road holding. This allows xDrive to combine the advantages of all-wheel drive – traction, directional stability and driving safety – with the agility typical of the new BMW X6.

**Dynamic Performance Control.** This innovative control system ensures extreme directional stability and perfect handling. Agility is perceptibly enhanced, especially in cornering. Dynamic Performance Control is able to distribute drive flexibly between the wheels on the rear axle and sends more drive to the outside rear wheel on cornering – the vehicle is literally pushed through the bend. This makes sure that the new BMW X6 follows the corner precisely and offers the most precise tracking behaviour.

**Dynamic Stability Control (DSC).** Sensors constantly monitor driving status and, as necessary, modify directional stability and traction by intervening in the engine and brake management systems. This makes it easier to handle the vehicle, even in difficult road conditions, and actively enhances driving safety and hence driving pleasure. Hill Descent Control (HDC) ensures that the new BMW X6 automatically handles even steep descents safely at slightly more than walking pace – without the driver having to touch the brakes.

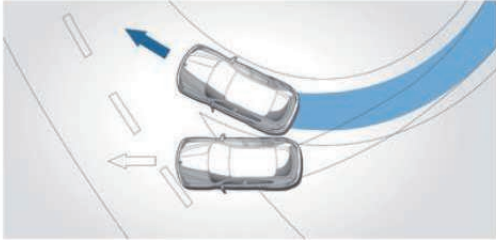
**Servotronic.** This system optimises steering forces according to speed, providing direct and precise responses at high speeds. It also enhances comfort by reducing the amount of driver input required when parking or manoeuvring.

**Adaptive Drive.** The Adaptive Drive option (standard on the BMW X6 M50d) combines the two active chassis control systems, Dynamic Drive and Electronic Damper Control. The latter incorporates individually adjustable setting of the shock absorbers. Dynamic Drive, with its active stabilisers on the front and rear axles, ensures that rocking motion is reduced to a barely perceptible minimum: for even more relaxed journeys or undisturbed work.

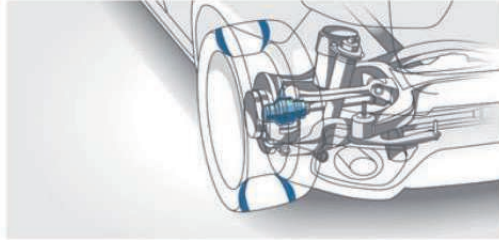
**Eight-speed Sport automatic transmission.** This gearbox allows very fast, yet very comfortable gear changes, either from the selection lever or the gearshift paddles on the sport steering wheel. Acceleration is optimised through the close ratios of the eight gears, which also provide the best possible efficiency and gear change comfort.

# OPTIMUM SAFETY THROUGH THE LATEST BMW TECHNOLOGY.

The new BMW X6 offers cutting edge technology you can rely on. Superb handling and innovative equipment are standard. And as the driver, you have the most modern innovations available to give you the best possible assistance in any situation. And you will always feel safe, whatever the road conditions.

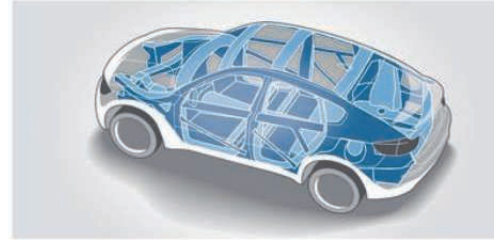


■ **Dynamic Stability Control (DSC)**, including DTC and with extended functions to improve braking behaviour and driving stability. DSC detects an imminent skid and stabilises the vehicle within milliseconds. The subsidiary traction mode function (DTC) permits increased wheel slip to improve forward travel depending on the situation and to allow for a more sporty driving style. Brake Assistant is also part of the system. This immediately applies maximum brake pressure in an emergency braking situation, even if the driver does not depress the pedal sufficiently, thereby significantly shortening your car's braking distance.



■ **Runflat indicator** minimises the danger caused by a defective tyre. The system detects changes in the air pressure in a tyre from differences in wheel speeds and warns the driver through a Check Control light.

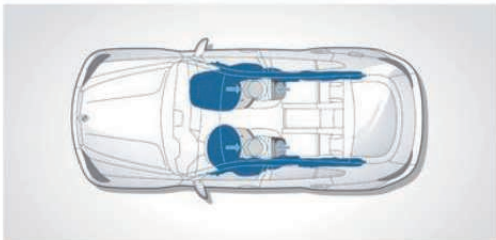
■ **Runflat tyres.** Reinforced sidewalls mean the tyres do not collapse completely and remain on the rim, even if they have lost all air pressure. They allow you to drive up to 150 km after a puncture, at maximum speeds of 80 km/h.



■ **Body stiffness.** The directions of the beams and node joints, along with selective use of high-strength materials enables the functionally designed body structure to provide maximum passive safety in the event of a front, side or rear impact. This stiff body structure also contributes to dynamic driving performance.



■ **Bumpers.** The use of high-strength materials in the bumper bracket allows the body structure to withstand an impact of up to 15 km/h without damage.

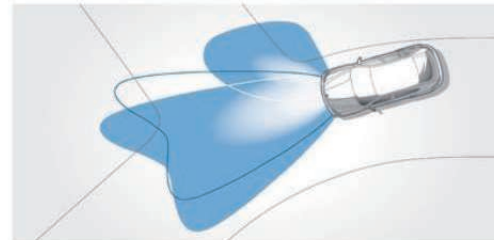


■ **Airbags** and all other safety components are perfectly coordinated in a BMW. Thus, in the event of a collision, only the airbags that are required will be inflated. Six airbags offer comprehensive protection: driver and front passenger airbags, head airbags and front side airbags.

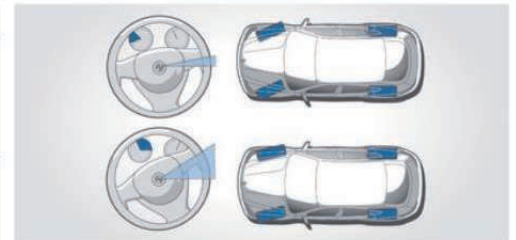
■ **Active headrests** in the front reduce the risk of injury to the neck in the event of a rear collision. The headrest moves forward in a rear collision, thus reducing the distance between the occupant's head and the headrest.



■ **Dynamic Performance Control** flexibly distributes drive force between the wheels of the rear axle, thus increasing agility in corners. This active distribution of power is also felt through even more precise steering. The overall result is a palpable increase in sportiness and optimum driving dynamics.



□ **Adaptive turning lights** with variable light distribution and vertical adjustment, including cornering lights (not available for X6 M50d), include pivoting headlamps that light up every corner as soon as the driver turns. In this way they ensure greater driving safety in the dark or poor visibility. The cornering lights are activated automatically, even when the vehicle is not moving, if the indicator is switched on or the steering wheel is turned more than 10 degrees – up to a speed of 40 km/h.




□ **Active steering.** Allows even more direct and more precise steering, along with clearly improved directional stability. This ensures even more agility, especially on twisty roads, and true, secure running on long straights. A planetary gearbox built into the steering transmission increases the steering angle at low and medium speeds – an advantage when parking. At high speeds, however, the steering angle is reduced, for precise directional stability (not available for X6 M50d).



# A HIGH FLYER. IN A NO-FLY ZONE.

The Austrian town of Steyr is where the powerfully turbocharged BMW diesel engines are created. It's also where the new M Performance TwinPower Turbo in-line six-cylinder diesel engine got off the ground. A tough job for the engineers, because in Austria there are very strict speed limits.



The Austrian constabulary is famed for the way it hunts down speeding drivers – and for its myriad radar traps. Not great background conditions for test-driving one of the most powerful diesels in the world.

Like all BMW diesel engines, the six-cylinder unit with BMW TwinPower Turbo technology and three-stage turbocharging was developed in the Upper Austrian town of Steyr. To reach Austria's maximum speed of 130 km/h, the new BMW X6 M50d would need the merest whisper of a touch on the accelerator and an engine speed slightly above idle. Detlev Hiemesch is one of the creators of this wonder-diesel. He also headed up, from 2004, the successful development of the first BMW TwinPower Turbo diesel engine. And for the engineer, now living in Austria, speed limits are not a problem: "We only work within the limits of the law. For stepping on the gas, we have local race tracks and closed BMW test circuits."

Hiemesch has been working with his engineers on this exceptional engine since 2008. This was the year of the economic crisis, but he still secured board approval for the development of this muscular powerplant. It was to become his most difficult project, although the result is an engine that everybody wants to own after just one test drive. "We can easily offer the driving performance of a V8 petrol engine. But an important condition of production development was this: retain performance but with the fuel consumption of a six-cylinder diesel."

## As powerful as an eight-cylinder

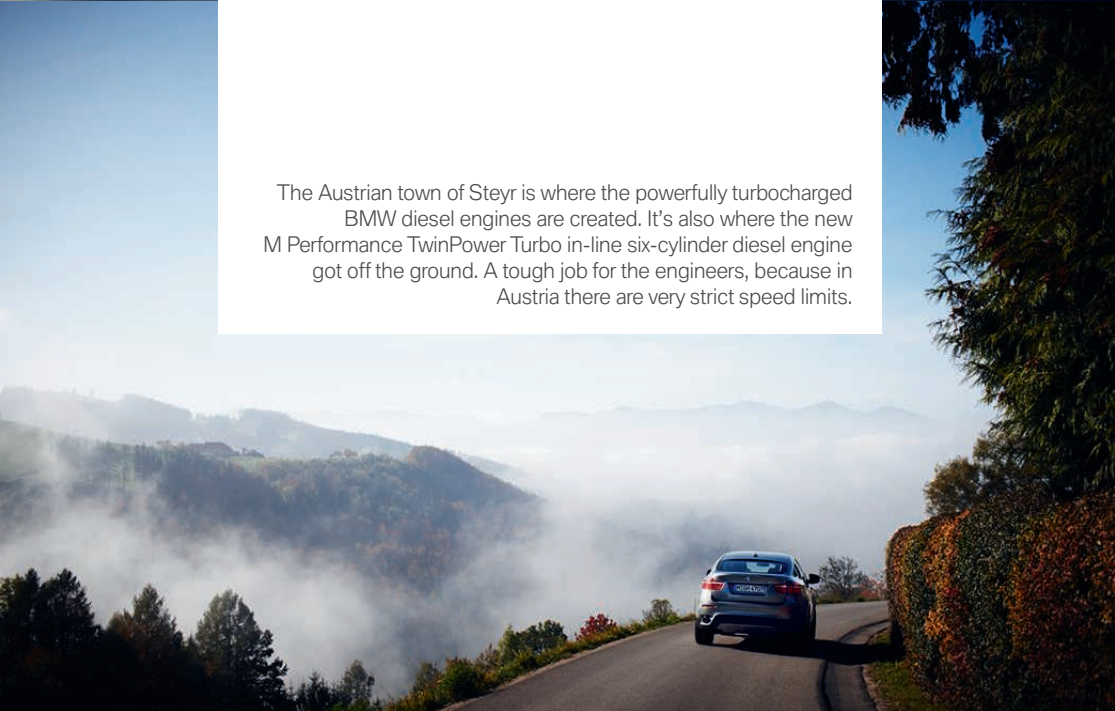

What was required was a hitherto unknown combination of maximum power and performance, together with minimal fuel consumption and the best exhaust gas figures. A clever alternative to a big eight or 12-cylinder. A worthy top model in the BMW engine range. In a word: the new king of Steyr. For this great endeavour, the development team use the best technology currently available, along with all the refinements of the most up to date charging technology. This is the first production diesel engine with three turbochargers. As such, it makes two charging stages available for each engine speed range. The exhaust gases start by flowing through two smaller turbines, connected in parallel. They then go through a large turbocharger. This arrangement causes the turbines to turn spontaneously, with plenty of pressure and efficiently at all engine speeds. Driven by the exhaust gas turbines, the compressor wheels in the intake area rotate at the same time to transport fresh air to the combustion chambers. The pressure generated by the three chargers exceeds the values for all other production turbo engines and is the main reason for the immense performance of the

engine with its 280 kW (381 hp) and its torque of 740 Newton metres. Before entering the combustion chambers, the charge air is pressurised to four bar – four times the value for the air in a petrol engine. This powerful compression heats the combustion air so much that the engineers devised a two-stage cooling system – similar to that in the new BMW M5. Every hour, the charging turbines drive up to 1.4 tonnes of air through the cooler into the combustion chambers.

## True diesel economy

In order to burn such high-volume fuel-air mixtures cleanly and efficiently, the diesel experts installed a high-pressure, 2,200-bar injection system and rapidly acting Piezo injectors – a high-end system, currently used by no other production vehicle. And in spite of various reinforcements due to its high performance, the new six-cylinder unit barely weighs more than the previous, dual turbocharging top model in this production series. In fact, it weighs significantly less than comparable engines with eight or even more cylinders. This means that the fine balance between the two axes is maintained. What's more, thanks to the BMW xDrive all-wheel system, the triple turbo thrust of the engine can be exploited to the full at any time.

Along with its enormous power, this engine is also remarkably lively at high revs and produces an exclusively composed sound. In spite of its Austrian roots, the team in Munich, some 300 km away, can still share a little of the glory. Given limited build numbers and other special requirements, the engine is assembled largely by hand in the prestigious Munich engine works – just like the 12-cylinder petrol units. This is good news for Hiemesch. His drive to Munich takes in the German autobahns, which are partially without speed limits.



## EXCLUSIVE EDITION.



□ The exclusive model in the Orion Silver metallic finish illustrated here is a clear statement of timeless elegance. The interior stands out immediately with its electrically adjustable sport seats, upholstered in soft Nevada leather in light Oyster. The black contrasting seams add an attractive, extra visual touch to the high-grade seat leather. And the interior trim in fine-wood Bamboo Grain, dark, further enhances the comfortable yet stylish atmosphere. It's all attention to detail that delights the senses.



Aluminium door sill finishers in the front with BMW Edition lettering show that you value individuality and style. The velours floor mats match the upholstery and feature Oyster-coloured bordering.



□ 20" light-alloy wheels Y-spoke 337, in high-shine Bicolour Slate Grey, with mixed runflat tyres, front 10 J x 20 with 275/40 R 20 tyres, rear 11 J x 20 with 315/35 R 20 tyres.

## M SPORT EDITION.



Pedals and the driver's foot rest feature sporty aluminium covers.



The electrically adjustable sport seats, in the attractive Alcantara/Black Nappa leather combination, feature highly contoured sides for optimum lateral support. Fine details include white contrasting stitching and the M lettering.



□ Sporting condition. The M Sport Edition presents the new BMW X6 in its best possible shape. Carbon black paint signals pure power and is completely in tune with the 20" M light-alloy wheels Double-spoke 333 M in high-shine Orbit Grey and with mixed tyres. The innovative Adaptive LED headlamps (optional) and BMW Individual high-gloss Shadow Line perfectly complement the exterior look. The interior also has a sporty side. Features include the M leather steering wheel with gearshift paddles, the interior trim Aluminium Flywheel Black and BMW Individual Anthracite roofliner.

## ELEGANT DIVERSITY.



This equipment package shows just one of the many ways that you can equip the new BMW X6 just as you wish. The sporting impression of the interior is emphasised by the sport leather steering wheel and the Aluminium Flywheel Black interior trim. The cockpit, with its centre console inclined towards the driver, reflects the driver-orientation typical for BMW. The navigation system Professional (optional) will reliably show you the way, and the Saddle Brown Nevada leather upholstery will contribute greatly to your comfort.



This interior inspires with its exclusive extended Nappa leather in Ivory White and the optional Ash Grain fine-wood interior trim.



Elegant eye-catcher: the xDrive50i lettering on the side of the vehicle.



19" light-alloy wheels Double-spoke 424, 9 J x 19 with 255/50 R19 tyres.



A powerful performance from the Sapphire Black metallic paint with aluminium running boards and 20" light-alloy wheels Y-spoke 336 with mixed tyres (both optional).



## BMW Individual. The most exclusive way to drive a BMW.

True exclusivity is defined by the very highest standards – those that each person sets for themselves. BMW Individual enables you to realise these standards in the car you drive.

□ Inspired by precious stones, BMW Individual paint finishes shine with their unique interplay of colours, while a myriad of pigments give surfaces a three-dimensional depth that fills them with life. The BMW Individual paint finish Pearl Silver metallic also has another exclusive effect: high levels of refraction surpassed only by diamonds. The result is a silky opalescence that reveals new silver tones from every angle – an effect pearls are renowned for. The 19" BMW Individual light-alloy wheels V-spoke 265 I in Kamacite Grey metallic complement the look perfectly. The upholstery, also at first glance, reveals the outstanding quality of the choices available from BMW Individual. The BMW Individual Merino leather in Slate, with its finely nuanced black tones, combines with the contrasting colour of the Alcantara piping to create a highly distinctive character. Particularly careful processing and the lack of a subsequent imprinting stage make the meticulous selection of the material extremely important. But in this way, the natural leather retains its open-pored structure and remains velvet-soft and supple. The leather is applied generously, too, thus contributing even more to the luxurious feel. It is featured, for instance, in the door panel inserts and fully covers the door grips, armrests and centre console. Another elegant touch is seen with the Piano Black interior trim, a finish that requires the high degree of craftsmanship usually reserved for piano lacquering. Then there is the equally distinguished selection of fine woods for the trims, each with a typical and unique grain. The perfect match for all this is perfect sound. The BMW Individual High End audio system with its powerful loudspeakers and extremely stiff hexagonal membranes delivers an experience comparable with being in a concert hall.



Experience BMW Individual interactive. With the BMW Individual iPad App.

BMW Individual Pearl Silver metallic paint finish.



BMW Individual High-End audio system and Criollo Brown Merino leather.




Platinum Merino leather with Alcantara piping.



Slate Merino extended leather equipment with Alcantara piping, Piano Black interior trim and leather-covered instrument panel.

## Exterior colours.



■ **Non-metallic** 300 Alpine White



■ **Non-metallic** 668 Black<sup>5</sup>



□ **Metallic** 354 Titanium Silver



□ **Metallic** 475 Black Sapphire



□ **Metallic** A92 Orion Silver<sup>5</sup>



□ **Metallic** B38 Midnight Blue<sup>5</sup>



□ **Metallic** A52 Space Grey



□ **Metallic** A76 Deep Sea Blue



□ **Metallic** B09 Marrakesh Brown<sup>5</sup>



□ **Metallic** A82 Vermilion Red<sup>5</sup>



□ **Metallic** 416 Carbon Black<sup>1</sup>




□ **BMW Individual** S34 Azurite Black metallic



□ **BMW Individual** X02 Citrine Black metallic



□ **BMW Individual** X03 Ruby Black metallic



□ **BMW Individual** X01 Pearl Silver metallic

<sup>1</sup> Available in conjunction with X6 M50d and M Sport Edition.

<sup>2</sup> In conjunction with the optional active seat ventilation front, perforated.

<sup>3</sup> Only in conjunction with Anthracite BMW Individual roofliner and optional electric seat adjustment.

<sup>4</sup> Only in conjunction with Exclusive Edition and sport seats for driver and front passenger.

<sup>5</sup> Not available for X6 M50d.

<sup>6</sup> Alcantara-Nappa leather combination GPSW Black with white contrasting stitching and M piping.


## Upholstery colours.



Alcantara-leather combination GHSW Black<sup>5</sup>



Alcantara-leather combination Nappa GPSW Black<sup>1,9</sup>



■ Nevada leather LUSW Black



■ Nevada leather LUB4 Beige



■ Nevada leather LUD3 Saddle Brown



■ Nevada leather LUBY Vermilion Red



■ Nevada leather LUCX Oyster



■ Nevada leather LUNO Oyster<sup>4</sup>



Nevada leather, perforated LVSW Black<sup>2</sup>



Nevada leather, perforated LVB4 Beige<sup>2</sup>



Exclusive extended Nappa leather NASW Black



Exclusive extended Nappa leather NAEW Ivory White



BMW Individual



BMW Individual Merino leather Z1XX/ZBC8 Platinum<sup>2,3</sup>



BMW Individual Merino leather ZACM/ZBCM Champagne<sup>2,3</sup>



BMW Individual Merino leather ZAP3/ZBP3 Criollo Brown<sup>2,3</sup>



BMW Individual Merino leather ZAP5 Amaro Brown<sup>2,3</sup>



BMW Individual Merino leather ZAP1 Slate<sup>2,3</sup>

## Interior colours.



Black



Beige

## Interior trim.


 4CG Satin Silver, matt<sup>7,8</sup>

 4AD Aluminium, fine-brushed


 4AZ Fine-wood trim Bamboo Grain, dark

 4B6 Aluminium Flywheel Black

 4BN Fine-wood trim Ash Grain<sup>4</sup>

 737 Aluminium Shadow, brushed<sup>5</sup>


BMW Individual


 **BMW Individual interior trim XE9**  
Black leather with braided pattern

 **BMW Individual interior trim XE3**  
Fine-wood trim Eucalyptus, Red Brown

 **BMW Individual interior trim XE7** Piano Black

<sup>1</sup> Available in conjunction with X6 M50d and M Sport Edition.

<sup>2</sup> Nevada leather includes seat surfaces, centre console, armrest and doors, headrests front and rear.

<sup>3</sup> In conjunction with optional active seat ventilation, front, perforated.

<sup>4</sup> Standard for X6 xDrive50i and xDrive40d.

<sup>5</sup> In conjunction with Exclusive Edition with black contrasting stitching.

<sup>6</sup> Only available in conjunction with X6 M50d.

<sup>7</sup> Not available for X6 M50d.

<sup>8</sup> Not available for X6 xDrive50i and X6 xDrive40d.

# Combinations.

Interior colours	Nevada leather											BMW Individual extended Nappa leather					BMW Individual Merino leather				
	Alcantara/leather combination	Alcantara/leather combination Nappa																			
Standard seats	—	—	•	•	•	•	•	•	•	•	•	—	—	—	—	—	•	•	•	•	•
Sport seats	•	•	•	•	•	•	•	•	•	•	•	—	—	—	—	—	•	•	•	•	•
Comfort seats	—	—	•	•	•	•	•	•	•	•	•	—	—	—	—	—	•	•	•	•	•
Upholstery colours	Black	Black	Black	Beige	Saddle Brown	Vermilion Red	Oyster	Oyster <sup>4</sup>	Black	Beige	Black	Ivory/White	Platinum	Champagne	Criollo Brown	Amaro Brown	Slate				
Interior colours	Black	Black	Black	Beige	Black	Black	Black	Black	Black	Beige	Black	Black	Black	Black	Black	Black	Black				
<b>BMW exterior colours</b>																					
Alpine White non-metallic	•	•	•	•	•	•	•	•	•	•	•	•	•	•	•	•	•				
Black non-metallic <sup>7</sup>	•	•	•	•	•	•	•	•	•	•	•	•	•	•	•	•	•				
Titanium Silver metallic	•	•	•	•	•	•	•	•	•	•	•	•	•	•	•	•	•				
Black Sapphire metallic	•	•	•	•	•	•	•	•	•	•	•	•	•	•	•	•	•				
Orion Silver metallic <sup>2</sup>	•	—	•	•	•	•	•	•	•	•	•	•	•	•	•	•	•				
Midnight Blue metallic <sup>2</sup>	•	•	•	•	•	•	•	•	•	•	•	•	•	•	•	•	•				
Space Grey metallic	•	•	•	•	•	•	•	•	•	•	•	•	•	•	•	•	•				
Deep Sea Blue metallic	•	•	•	•	•	•	•	•	•	•	•	•	•	•	•	•	•				
Marrakesh Brown metallic <sup>2</sup>	•	•	•	•	•	•	•	•	•	•	•	•	•	•	•	•	•				
Vermilion Red metallic <sup>2</sup>	•	—	•	•	•	•	•	•	•	•	•	•	•	•	•	•	•				
Carbon Black metallic	•	•	•	•	•	•	•	•	•	•	•	•	•	•	•	•	•				
<b>BMW Individual exterior colours</b>																					
Citrine Black metallic <sup>7,8</sup>	•	•	•	•	•	•	•	•	•	•	•	•	•	•	•	•	•				
Ruby Black metallic	•	•	•	•	•	•	•	•	•	•	•	•	•	•	•	•	•				
Azurite Black metallic	•	•	•	•	•	•	•	•	•	•	•	•	•	•	•	•	•				
Pearl Silver metallic	•	•	•	•	•	•	•	•	•	•	•	•	•	•	•	•	•				
<b>BMW interior trim</b>																					
Satin Silver, matt <sup>8</sup>	•	•	•	•	•	•	•	•	•	•	•	•	•	•	•	•	•				
Fine-brushed Aluminium	•	•	•	•	•	•	•	•	•	•	•	•	•	•	•	•	•				
Fine-wood trim Bamboo Grain, dark	•	•	•	•	•	•	•	•	•	•	•	•	•	•	•	•	•				
Aluminium Flywheel Black	•	•	•	•	•	•	•	•	•	•	•	•	•	•	•	•	•				
Fine-wood trim Ash Grain <sup>4</sup>	•	•	•	•	•	•	•	•	•	•	•	•	•	•	•	•	•				
Aluminium Shadow, brushed	•	•	•	•	•	•	•	•	•	•	•	•	•	•	•	•	•				
<b>BMW Individual interior trim</b>																					
Black leather with braided pattern	•	•	•	•	•	•	•	•	•	•	•	•	•	•	•	•	•				
Fine-wood trim Eucalyptus, Red Brown	•	•	•	•	•	•	•	•	•	•	•	•	•	•	•	•	•				
Piano Black	•	•	•	•	•	•	•	•	•	•	•	•	•	•	•	•	•				

BMW Individual
  Optional equipment
  Standard equipment
  Recommended colour combination
  Not available

This brochure describes the models, features and configuration options (standard and optional) available in vehicles delivered by BMW AG for the German market. In other EU countries, there may be deviations from the features and configuration options described, in terms of the

standard and optional equipment of the individual models. To find out more about the different country versions on offer, please consult your local BMW dealer. Design and equipment subject to change.

## Standard / Optional equipment.



■ **Xenon lights for high and low beam**, incl. automatic headlight range control and headlight washing system for significantly better illumination of the road at night, in poor weather or low light. The four light rings with daytime running function can be used as parking lights.

□ **Adaptive turning lights** with variable light distribution, incl. cornering lights (not for X6 M50d), for optimal illumination of corners through the pivoting headlamps as soon as the driver turns.



■ **Headlight washing system** ensures optimal brightness of the headlights in all weather. If the light is switched on, the headlights are washed automatically at the same time as the windscreen.

□ **Adaptive LED headlights for high and low beam**, incl. adaptive turning lights, cornering lights and accent light. All four light rings emit very bright LED light with a light colour similar to daylight - unmistakable day and night.

■ **Fog lights** for improved safety in poor visibility (not for X6 M50d).

□ **High-beam assistant** helps the driver at night by automatically switching between high and low beam.



■ **Front ornamental grille** with black bars and chrome surround (standard for X6 xDrive35i and X6 xDrive30d).



■ **Lights package** includes rear reading and footwell lights, indirectly illuminated door pockets, exit lights and vicinity lights in the exterior door handles (optionally also available in conjunction with the Comfort Access system). Ensures an evenly lit area outside the door when the doors are unlocked.



■ **Rain sensor, incl. automatic headlight activation.** The rain sensor activates the wipers automatically and independently regulates wiping frequency. The automatic driving lights automatically activate the low beam light when it gets dark or in a tunnel.



■ **Exterior mirror, electrically adjustable and heated**, in body colour or Ferric Grey (X6 M50d), aspheric, blue-tinted.  
 □ **Exterior mirror, automatic anti-glare**, incl. folding and automatic parking functions.



□ **Aluminium running board** (width: 105 mm) with rubber inserts give the new BMW X6 a more individual touch (not for X6 M50d).



□ **BMW Individual High-gloss Shadow Line** includes window recess covers and window frame trim in high-gloss Black (standard for X6 M50d).  
 □ **Soft Close automatic** uses small electric motors – for the last millimetres – to gently pull all four doors shut.



□ **Sun protection glazing** for the rear side windows (from the B-pillar) and tailgate. The tinted glass reduces glare and ensures a pleasant interior climate when it's hot outside.



□ **Roof railing Silver, matt.** Harmoniously matched to the car's design, this system forms the basis of a multifunctional BMW roof support for effortless and safe transportation of luggage, bicycles, surfboards etc.



□ **Roof railing Black matt.** For an individual look of the new BMW X6, the roof rails are also available in black.



■ **Dynamic braking lights** with flash function help vehicles following behind to see immediately how hard you are applying the brakes – for even greater driving safety.



□ **Tow bar** with detachable ball head offers a trailer load of 2,700 kg (in conjunction with the optional equipment Increased Trailer Load, this can be increased to a maximum of 3,500 kg).



**Tailpipes.** The X6 xDrive35i, X6 xDrive30d and X6 xDrive40d are equipped with two individual pipes. The exhaust system is made of high-quality stainless steel. The visible tailpipes include a chrome frame.



**Tailpipes.** The exhaust system with two rectangular end pipes is finished in high-quality stainless steel for the X6 xDrive50i and X6 M50d. The ends are covered with a chrome frame (X6 M50d: chrome-plated black).

## Standard / Optional equipment.



**20" light-alloy wheels Y-spoke 336 in Bicolour high-sheen Slate Grey**, with mixed runflat tyres, 10 J x 20 with 275/40 R 20 tyres at the front, 11 J x 20 with 315/35 R 20 tyres at the rear.



**19" light-alloy wheels Star-spoke 232**, 9 J x 19 with 255/50 R 19 runflat tyres (standard on X6 xDrive35i, X6 xDrive30d and X6 xDrive40d).



**19" light-alloy wheels Star-spoke 258** with mixed runflat tyres: 9 J x 19 with 255/50 R 19 tyres at the front, 10 J x 19 with 285/45 R 19 tyres at the rear (available in conjunction with Sport package)



**19" light-alloy wheels Double-spoke 424 in Bicolour high-sheen Space Grey**, 9 J x 19 with 255/50 R 19 runflat tyres (standard on X6 xDrive50i).



**20" light-alloy wheels Star-spoke 259** with mixed runflat tyres: 10 J x 20 with 275/40 R 20 tyres at the front, 11 J x 20 with 315/35 R 20 tyres at the rear.



**20" light-alloy Aero wheels Streamline 297** with mixed runflat tyres, 10 J x 20 with 275/40 R 20 tyres at the front, 11 J x 20 with 315/35 R 20 tyres at the rear.



**20" light-alloy wheels Y-spoke 214** with mixed runflat tyres, 10 J x 20 with 275/40 R 20 tyres at the front, 11 J x 20 with 315/35 R 20 tyres at the rear.



**20" light-alloy wheels Y-spoke 214** in black with mixed runflat tyres, 10 J x 20 with 275/40 R 20 tyres at the front, 11 J x 20 with 315/35 R 20 tyres at the rear.



**20" light-alloy wheels Y-spoke 337 in Bicolour high-sheen Slate Grey**, with mixed runflat tyres, 10 J x 20 with 275/40 R 20 tyres at the front, 11 J x 20 with 315/35 R 20 tyres at the rear (available in conjunction with Exclusive Edition).





□ **Glass roof**, electric, with integrated sunblind, comfortable opening and closing using the car keys or the tip function.



□ **BMW Individual Anthracite roofliner**. In addition, the A, B, C and D pillar lining, the sun visors and roof grab handles are in fine Black (standard for X6 M50d; part of Sport package, M Sport Edition and Exclusive Edition).

□ **Windscreen with grey shade band** prevents direct glare from the sun.



□ **Rear-view camera with Top View**, incl. Park Distance Control, clearly shows the area behind and to the side of the vehicle in the Control Display. Interactive guidelines indicate, for example, if a parking space is large enough for the vehicle. In addition, the image area of the tow bar is enlarged. The rear view camera is automatically activated when reverse gear is engaged.

□ **Park Distance Control (PDC)**, front (rear PDC standard), facilitates parking and manoeuvring in confined spaces, giving an acoustic signal – and an optical signal in the Control Display – to indicate the distance between your car and an obstacle.



□ **Side View** provides an early view of cross-traffic at blind crossings or exits. Two cameras are integrated in the side of the front bumper, the images are viewed in the Control Display (only available in conjunction with Top View).

## Standard / Optional equipment.



**M leather steering wheel**, incl. multifunction buttons, three spokes and with uni-directional gearshift paddles – analogue function sport leather steering wheel (standard for X6 M50).

**Steering wheel heating** ensures comfort when it's cold. The steering wheel rim can be warmed up within seconds at the touch of a button. This allows steering without gloves even in very low temperatures.



**Sport leather steering wheel**, incl. multifunction buttons, three spokes and with uni-directional gearshift paddles. A short pull on the left paddle and the gear changes down, a pull on the right gearshift paddle and the gear changes up.

**Instrument cluster** with four analogue displays for speed, rpm, fuel level and fuel consumption, as well as the Info Display. This shows, for example, the exterior temperature and the functions of the on-board computer.



**Dynamic Performance Control indicator** shows the drive distribution of xDrive between front and rear axles and the variable power distribution of Dynamic Performance Control between the rear wheels.


**Eight-speed Sport automatic transmission** with electronic gear selection and Adaptive Transmission Management allows for very fast and comfortable gear shifts – for maximum driving dynamics.

**Parking brake with auto-hold function** allows the brake to be applied and released easily via a button on the centre console.

**Sport button** for the selection of a firmer suspension setting (included in the optional equipment Adaptive Drive).



■ **Cruise Control** with brake function allows comfortable driving at a pre-set speed.



□ **Active Cruise Control** with Stop&Go function. Combines Cruise Control with active safe distance control to a standstill – in bumper-to-bumper driving with automatic restart in typical stop-start traffic.



■ **Cupholders**, two in the front and two in the rear, integrated into the centre console.



■ **Armrest**, front on the tunnel console, separately foldable for driver and front passenger, with storage compartment.  
 ■ **AUX-IN connection** for an external audio source such as an MP3 player.



■ **Stowage options** for various items are found in the rear centre console, in the front and rear doors and in a storage compartment on the right side in the rear (not with optional 5-seat configuration).



■ **Knee pads** for driver and front passenger on the centre console ensure more comfort and side support – especially when turning corners at high speed.



■ **Radio BMW Professional**, 4-channel amplifier, 2-tuner reception, aerial diversity, scan function, CD drive, MP3 decoder, six loudspeakers.  
 □ **DAB tuner** for reception of digital radio. DAB+ enabled.  
 □ **USB/audio interface**, underneath the front armrest, for connecting a USB stick and audio sources such as an iPod.



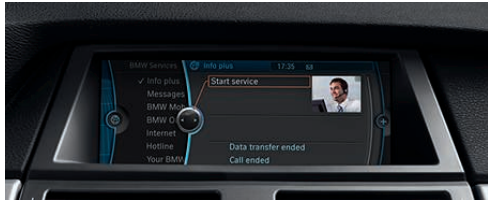
□ **Interior and exterior mirrors** with automatic anti-glare function. When a defined brightness of light is registered from following vehicles, the mirrors automatically adjust to the anti-glare setting. With folding function for exterior mirror.  
 □ **Alarm system with remote control**. When a break-in is attempted or the vehicle is manipulated, the alarm system automatically produces acoustic signals and activates the hazard warning.  
 □ **Self-learning garage door opener** (integrated in rear-view mirror) for extra convenience. A self-learning remote control allows you to open and close your garage from your vehicle or, for example, your garden.

## Standard / Optional equipment.



□ **Navigation system Professional** with high-resolution 8.8" colour display, hard disk for audio, and other files (can be transferred from CD, MP3 player or USB stick); dynamic route planning with directional indicators via voice or 3D route map, RTTI-compatible, split-screen function.



■ **Bookmarks.** Allows the driver and front passenger to save the most common functions of navigation system, audio system and telephone individually on eight separate buttons and access them quickly with one touch.



□ **BMW Assist\*** helps the driver by making an automatic and manual emergency call and giving precise, to-the-metre position data, with Real Time Traffic Information (RTTI) and Google Send to Car as well as a personal information service.

□ **BMW Online\*** allows access to internet-based services (email, tailor-made portals for services such as the latest news, stock market figures, weather information and Google local search).

□ **Internet preparation\*.** BMW ConnectedDrive allows use of the internet via the built-in SIM card.



□ **Lane Departure Warning** uses a camera to detect if the vehicle is getting close to the lane markings and warns the driver immediately via vibration on the steering wheel (not available for X6 M50d).

□ **TV function** allows you to use the Control Display as a television when the vehicle is stationary. The TV function receives terrestrial analogue and digital programmes (DVB-T).



□ **BMW Head-Up Display** delivers driving-related information, such as the car's speed, directly into the driver's field of vision. In addition, instructions from the navigation system, functions of the Lane Departure Warning system, Speed Limit Info and Check Control can also be displayed.

□ **Speed Limit Info** shows the driver the current speed limit in the Info Display or the optional BMW Head-Up Display.



□ **Apps\*.** With the optional Apps feature, an iPhone and the free App BMW Connected from the Apple App Store, you can select web radio stations from around the world via Drive or display the latest status reports from your personal Facebook or Twitter accounts on the Control Display. You also have access to your calendar at all times.



□ **DVD-changer**, for six DVDs, supports multichannel audio DVDs, MP3-compatible, in conjunction with TV function or Navigation system Professional with additional video function.



□ **DVD system** in the rear offers an independently operated DVD player with an 8" foldable colour screen. The wireless system can be operated via remote control, includes connections for two headphones and a video source and is equipped for infrared headphones.



□ **HiFi loudspeaker system** with digital amplifier (205 Watt) and 12 loudspeakers including digital equalizing, which optimally adjusts the sound to the interior of the vehicle.

□ **HiFi system Professional** with digital amplifier (600 Watt) and 16 loudspeakers offers a sound experience of the highest quality.

□ **BMW Individual High-End audio system** with digital amplifier (825 Watt) generates a vivid audio image with 16 powerful loudspeakers with exclusive neodym magnet drivers. The result is comparable to a live concert.



■ **Automatic air conditioning**, incl. microfilter, for the desired temperature at all times of the year, automatic temperature control and air volume control, flap programme and rear ventilation; display via the Control Display (standard for X6 xDrive35i and X6 xDrive30d).



□ **Automatic air conditioning with 2-zone regulation**, incl. Automatic Air Recirculation with air recirculation filter, fogging and solar sensors, automatic temperature control and air volume control; display and settings via Control Display (standard for X6 xDrive50i, X6 M50d and X6 xDrive40d).



□ **Automatic air conditioning with 4-zone regulation**, features as automatic air conditioning with 2-zone regulation. In addition, the temperature in the rear can be adjusted individually via two rotary switches with display. This equipment includes an additional vent and footwell outlet in the rear.



□ **Sunblind** on the rear door side windows can be pulled down manually for protection from intense sunlight.



□ **Ski bag** allows up to four pairs of skis to be transported cleanly and safely when up to four passengers are in the vehicle. When not required, it can be stored, without taking up much space, out of sight in the rear centre armrest.



■ **Socket (12 V)**, one in the front storage tray, one in the centre storage compartment, one in the rear centre console, one in the luggage compartment and two in the rear centre console.

## Standard / Optional equipment.



■ **Standard seats** with manual adjustment of forward/back position, seat angle for the driver's seat, headrest height and depth and electric adjustment of seat height and backrest angle.

■ **Seat heating for driver and front passenger seats.** Seat surfaces and backrests can be heated with three settings and quickly ensure comfortable warmth.

□ **Seat heating for rear seats,** features as seat heating for driver and front passenger seats, can be heated with two settings.



□ **Sport seats** for driver and front passenger with high side supports for optimum side support. Seat height, backrest and seat angle as well as forward/back position electrically adjustable, thigh rest manually. Driver's seat, exterior mirrors, steering column and headrest height with memory function (standard for X6 M50d).



□ **Five-seat** configuration option. The feature includes three headrests in the rear as well as three-point belts for all seats with the buckle for the outer seats on the inside.



□ **Comfort seats** for driver and front passenger. The seats include comfort headrests with electric adjustment of headrest height and mechanically folding side supports. The thigh rest and upper seat back can also be adjusted electrically. The height adjustment of the seats is also electric (in conjunction with automatic air conditioning with 2- or 4-zone regulation).



■ **Two rear seats** with sporty individual seat character (not adjustable) and integrated headrests; folding centre armrest and two cupholders in the rear centre console also featured.



□ **Seat adjustment, electric,** for driver and front passenger with memory function for driver's seat, steering column and exterior mirrors, including entry aid (standard for X6 xDrive50i, X6 M50d and X6 xDrive40d).

□ **Lumbar support** for driver and front passenger seat, electric adjustment of height and depth.



□ **Active seat ventilation,** ventilators in the seat surface and backrest blow air through the seat covers (available in conjunction with perforated Nevada leather).

□ **Active seat** for the driver ensures relaxed seating and driving even over long distances (only in conjunction with comfort seats and Active seat ventilation).



■ **Rear backrest**, 60:40 asymmetrical split and individually foldable.



■ **Luggage compartment cover**, foldable, can be easily detached and stored under the luggage compartment floor.



□ **Storage package** includes a storage compartment underneath the front centre console and two lashing rails with four lashing eyes and side tensioning straps in the luggage compartment.



□ **Alarm system** with remote control, anti-theft feature and standard electronic immobiliser for effective protection. When a break-in is attempted or the vehicle is moved, the alarm system produces acoustic signals and activates the hazard warning.



□ **BMW Service Inclusive\***. Service costs are another area where your BMW Service partner can offer you an intelligent solution. BMW Service Inclusive ensures that you will incur no extra costs for scheduled service and maintenance work within the defined time period or mileage. More information at [www.bmw.com/serviceinclusive](http://www.bmw.com/serviceinclusive)



□ **Comfort Access system** for opening and locking the vehicle without holding the remote control. The engine can be started without the key using the Start/Stop button. This system also includes advance door handle illumination.



□ **BMW Welt**. Taking delivery of a car has always ranked among the best moments for any car driver. Now that moment can become a truly unforgettable day at BMW Welt, the experience and delivery centre in Munich, Germany. Experience more online at [www.bmw-welt.com](http://www.bmw-welt.com)

\* This service may vary by country.

## Versatility.



The luggage compartment in the new BMW X6 can comfortably transport bulky items or your sports equipment – for example, up to four golf bags. The practical luggage compartment cover can be stored in the luggage compartment floor.



The flexible luggage compartment has a capacity of 570 litres. This can be increased if required.



For the comfortable transport of bulky items, the rear seat backrest can be split 60:40.



When the rear seat backrest is folded down completely, the luggage compartment is nearly flat and has a capacity of 1,450 litres.



## Original BMW Accessories\*.



**BMW base support system,  
BMW roof box 460, 21" light-alloy  
wheels Star-spoke 128, chrome**

**Snap-in media adapter** for phone  
calls and listening to music.



**BMW holder** for Apple iPad attaches  
to front headrest support bars.



**Luggage compartment  
tray**, shatter-proof, acid and  
impact-resistant.

Driving a BMW is always a special experience. This can be enhanced even further with Original BMW Accessories. It combines unique ideas with supreme functionality and stunning design. Discover a wide range of innovative features covering areas including the exterior and interior, communication and information, as well as transportation and luggage compartment solutions. Your BMW partner will be pleased to advise you on the complete range of Original BMW Accessories, and will have a special catalogue waiting for you. You can find further information at any time at

➤ [www.bmw.com/accessories](http://www.bmw.com/accessories)

\* May not be available in all countries.  
Please consult your BMW partner.

	X6 xDrive35i	X6 xDrive50i	X6 xDrive30d	X6 xDrive40d	X6 M50d
--	--------------	--------------	--------------	--------------	---------

<b>Safety</b>					
<b>Active head-restraints front</b>	■	■	■	■	■
<b>Airbags:</b>					
– Driver and front passenger airbag (with seat occupancy recognition and front passenger airbag deactivation)	■	■	■	■	■
– Head airbag (for 1st and 2nd rows)	■	■	■	■	■
– Side airbags for driver and front passenger, integrated in seat.	■	■	■	■	■
<b>Alarm system</b>	□	□	□	□	□
<b>BMW Service Inclusive*</b> covers a wide range of service and maintenance work carried out by all participating BMW partners worldwide; individual contract length and service level can be selected	□	□	□	□	□
<b>Brakes:</b>					
– Disc brakes front and rear, inner-vented	■	■	■	■	■
<b>Braking lights</b> , dynamic, with flash function	■	■	■	■	■
<b>Central locking with centre lock button and crash sensor</b>	■	■	■	■	■
<b>Dynamic Stability Control</b> (DSC, incl. ABS, CBC and Traction Mode DTC) with additional functions	■	■	■	■	■
<b>Hill Descent Control (HDC)</b>	■	■	■	■	■
<b>ISOFIX child seat attachment</b> in the rear	■	■	■	■	■
<b>Parking brake</b> , electromechanical, with auto-hold function	■	■	■	■	■
<b>Rollover sensor</b>	■	■	■	■	■
<b>Safety bodyshell:</b>					
– Bumper system with aluminium impact elements front and steel impact elements rear, reversible on impacts up to 4 km/h, deformation elements front and rear for impacts up to 15 km/h	■	■	■	■	■
– Door-integrated side impact protection	■	■	■	■	■
<b>Seat belts:</b>					
– Automatic seat belts in the front with pyrotechnical belt tensioner and belt force limiter	■	■	■	■	■
– Ergonomic seat belt system in the rear with three-point belts for all seats	■	■	■	■	■

<b>Exterior design</b>					
<b>Aluminium running boards</b>	□	□	□	□	–
<b>BMW Individual Exterior Line Aluminium, satinated</b>	□	□	□	□	□
<b>BMW Individual high-gloss Shadow Line</b>	□	□	□	□	■
<b>Double kidney grille</b> with vertical slats in black (X6 xDrive50i, X6 xDrive40d and X6 M50d Titanium-coloured) and chrome frame	■	■	■	■	■
<b>Exterior mirrors in body colour (X6 M50d: Ferric Grey)</b> , lower segment black, electrically adjustable, aspheric and heated, tinted mirror glass	■	■	■	■	–
<b>Roof railing</b> black, matt	□	□	□	□	□
<b>Roof railing</b> silver, matt	□	□	□	□	□
<b>Tow bar with detachable ball head</b> , incl. trailer stability control (trailer load 2.7 t, optional 3.5 t)	□	□	□	□	□

<b>Equipment packages*</b>					
<b>BMW Individual Composition</b> includes the following BMW Individual features: door sills with BMW Individual lettering, extended Merino leather equipment, interior trim, wooden inlay for leather steering wheel and roofliner Anthracite	□	□	□	□	–
<b>Exclusive Edition</b> (with sport seats, electric seat adjustment, Nevada leather with contrasting stitching, fine-wood interior trim Bamboo Grain, dark, BMW Individual Anthracite roofliner, door sill finishers with BMW Edition lettering and metallic paint)	□	□	□	□	–
<b>M Sport Edition</b> (incl. Adaptive LED headlights, 20" M light-alloy wheels Double-spoke 333 M, sport seats, electric seat adjustment, Alcantara/leather combination Nappa Black, interior trim Aluminium Flywheel Black, M leather steering wheel with gearshift paddles, BMW Individual features high-gloss Shadow Line, Anthracite roofliner and door sill finishers with M lettering)	□	□	□	□	–
<b>Sport package</b> (incl. sport seats with electric seat adjustment, light-alloy wheels Star-spoke 258 with mixed tyres and BMW Individual roofliner)	□	□	□	□	–

\* May not be available in all countries. Please consult your BMW partner.

	X6 xDrive35i	X6 xDrive50i	X6 xDrive30d	X6 xDrive40d	X6 M50d
--	--------------	--------------	--------------	--------------	---------

<b>Wheels and tyres</b>					
<b>Runflat tyres</b> , incl. runflat indicator	■	■	■	■	■
<b>Wheels:</b>					
-19" light-alloy wheels Star-spoke 232 with runflat tyres: 9 J x 19 with 255/50 R 19 tyres (not in conjunction with Sport package)	■	□	■	■	—
-19" light-alloy wheels Double-spoke 424 in Bicolour high-sheen Space Grey, with runflat tyres: 9 J x 19 with 255/50 R 19 tyres	□	■	□	□	—
-19" light-alloy wheels Star-spoke 258 with mixed runflat tyres: front 9 J x 19 with 255/50 R 19 tyres, rear 10 J x 19 with 285/45 R 19 tyres (only in conjunction with Sport package)	□	□	□	□	—
-19" BMW Individual light-alloy wheels 265 l with mixed runflat tyres: front 9 J x 19 with 255/50 R 19 tyres, rear 10 J x 19 with 285/45 R 19 tyres	□	□	□	□	—
-20" light-alloy wheels Y-spoke 337 in Bicolour high-sheen Slate Grey, with mixed runflat tyres, front 10 J x 20 with 275/40 R 20 tyres, rear 11 J x 20 with 315/35 R 20 tyres (only in conjunction with Exclusive Edition)	□	□	□	□	—
-20" light-alloy wheels Y-spoke 336 in Bicolour high-sheen Slate Grey, with mixed runflat tyres: front 10 J x 20 with 275/40 R 20 tyres, rear 11 J x 20 with 315/35 R 20 tyres	□	□	□	□	□
-20" light-alloy wheels Y-spoke 214 with mixed runflat tyres: front 10 J x 20 with 275/40 R 20 tyres, rear 11 J x 20 with 315/35 R 20 tyres	□	□	□	□	—
-20" light-alloy wheels Y-spoke 214 in Black with mixed runflat tyres: front 10 J x 20 with 275/40 R 20 tyres, rear 11 J x 20 with 315/35 R 20 tyres	□	□	□	□	—
-20" M light-alloy wheels Double-spoke 333 M with mixed runflat tyres: front 10 J x 20 with 275/40 R 20 tyres, rear 11 J x 20 with 315/35 R 20 tyres	□	□	□	□	□
-20" M light-alloy wheels Star-spoke 435 M in Ferric Grey with mixed runflat tyres: front 10 J x 20 with 275/40 R 20 tyres, rear 11 J x 20 with 315/35 R 20 tyres	—	—	—	—	■
-20" light-alloy wheels Star-spoke 259 with mixed runflat tyres: front 10 J x 20 with 275/40 R 20 tyres, rear 11 J x 20 with 315/35 R 20 tyres	□	□	□	□	—
-20" light-alloy wheels Streamline 297 with mixed runflat tyres: front 10 J x 20 with 275/40 R 20 tyres, rear 11 J x 20 with 315/35 R 20 tyres	□	□	□	□	□

<b>Interior features</b>					
<b>BMW Individual roofliner Anthracite</b>	□	□	□	□	■
<b>Door sill finishers</b> front with M50d lettering	—	—	—	—	■
<b>Instrument panel</b> with round speedometer and rev counter display, gauges for fuel level and oil temperature (Diesel: fuel consumption)	■	■	■	■	■
<b>Interior trim:</b>					
- Aluminium finely brushed lengthwise	□	□	□	□	□
- Aluminium Flywheel Black	□	□	□	□	□
- Aluminium Shadow, brushed	—	—	—	—	■
- BMW Individual interior trim	□	□	□	□	□
- Fine-wood trim Ash Grain	□	■	□	■	□
- Fine-wood trim Bamboo Grain, dark	□	□	□	□	□
- Satin Silver, matt	■	—	■	—	—
<b>Upholstery:</b>					
- Alcantara/leather combination	□	□	□	□	—
- Alcantara-leather combination Nappa (only available in conjunction with M Sport Edition)	□	□	□	□	■
- BMW Individual extended Merino leather equipment or full Merino leather equipment	□	□	□	□	□
- Extended exclusive Nappa leather	□	□	□	□	□
- Nevada leather	■	■	■	■	■
- Nevada leather, perforated (only in conjunction with active seat ventilation)	□	□	□	□	□

<b>Transmission and technology</b>					
<b>Active steering</b> , incl. Servotronic	□	□	□	□	—
<b>Adaptive Drive (Dynamic Drive and EDC)</b>	□	□	□	□	■
<b>BMW TwinPower Turbo six-cylinder in-line diesel engine</b> combines CommonRail direct injection and two-stage turbocharging for the X6 xDrive40d and three-stage turbocharging for the X6 M50d, with variable turbine geometry	—	—	—	■	—
<b>BMW TwinPower Turbo six-cylinder in-line petrol engine</b> combines a Twin Scroll turbocharger with Valvetronic, Double-VANOS and High Precision Injection	■	—	—	—	—
<b>BMW TwinPower Turbo eight-cylinder in-line petrol engine</b> combines two turbochargers with Double-VANOS and High Precision Injection	—	■	—	—	—
<b>Brake Energy Regeneration</b>	■	■	■	■	■
<b>Double wishbone front and multi-link rear suspension</b>	■	■	■	■	■
<b>Dynamic Performance Control</b> for a targeted distribution of drive on the rear axle	■	■	■	■	■
<b>Eight-speed Sport automatic transmission</b> with gearshift paddles on the sport leather steering wheel (X6 M50d: gearshift lever with M logo)	■	■	■	■	■
<b>Emissions standard: EU5</b>	■	■	■	■	■
<b>M Performance TwinPower Turbo six-cylinder in-line diesel engine</b> combines CommonRail direct injection and three-stage turbocharging with variable turbine geometry	—	—	—	—	■

	X6 xDrive35i	X6 xDrive50i	X6 xDrive30d	X6 xDrive40d	X6 M50d
--	--------------	--------------	--------------	--------------	---------

<b>Transmission and technology</b>					
<b>Self-leveling</b> pneumatic rear suspension	□	–	□	□	■
<b>Servotronic</b> (X6 M50d: M Servotronic)	■	■	■	■	■
<b>Six-cylinder in-line diesel engine</b> with exhaust turbocharger and Common Rail Technology	–	–	■	–	–
<b>Turbocharger</b> with variable turbine geometry	–	–	■	–	–
<b>xDrive</b> (all-wheel-drive system with variable power distribution)	■	■	■	■	■

<b>BMW ConnectedDrive – driver assistance systems</b>					
<b>Active Cruise Control</b> with Stop&Go function	□	□	□	□	□
<b>BMW Head-Up Display</b>	□	□	□	□	□
<b>Cruise Control with brake function</b>	■	■	■	■	■
<b>High-beam assistant</b>	□	□	□	□	□
<b>Lane Departure Warning system</b>	□	□	□	□	–
<b>Park Distance Control (PDC)</b> , front (rear standard)	□	□	□	□	□
<b>Rear-view camera with Top View</b>	□	□	□	□	□
<b>Side View</b> (only in conjunction with rear-view camera with Top View)	□	□	□	□	□
<b>Speed Limit Info</b> (only available in conjunction with navigation system Professional)	□	□	□	□	□

<b>Light and sight</b>					
<b>Adaptive LED headlights for high and low beam</b> , incl. adaptive turning lights, cornering lights and accent light	□	□	□	□	□
<b>Adaptive turning lights</b> with variable light distribution and vertical adjustment, incl. cornering lights (not for X6 M50d)	□	□	□	□	□
<b>Exterior mirror</b> , automatic anti-glare function, incl. folding function and automatic parking function	□	□	□	□	□
<b>Fog lights</b> with free-form reflector, incl. heated windshield washing nozzles and heated exterior mirrors	■	■	■	■	–
<b>Interior mirror</b> with automatic anti-glare function	■	■	■	■	■
<b>Lights package</b> (incl. vicinity lights in the door handle, door storage compartment lights, rear reading lights, rear footwell lights)	■	■	■	■	■
<b>Rain sensor</b> , incl. automatic headlight activation	■	■	■	■	■
<b>Sun protection glazing</b>	□	□	□	□	□
<b>Xenon lights for high and low beam</b> , incl. automatic headlight range control and four light rings (daytime driving and parking light) and headlight washing system	■	■	■	■	■

<b>Interior</b>					
<b>Automatic air conditioning</b>	■	–	■	–	–
<b>Automatic air conditioning, 2-zone regulation</b> (incl. AUC, fogging and solar sensor and residual heat button) with rear vents	□	■	□	■	■
<b>Automatic air conditioning, 4-zone regulation</b> (additional individual temperature regulation in the rear)	□	□	□	□	□
<b>Seats/seat comfort:</b>					
– 4 seats, 2 of which in the rear with sporty individual seat character and integrated headrest	■	■	■	■	■
– 5 seats	□	□	□	□	□
– Active seat for driver (available in conjunction with comfort seats and active seat ventilation)	□	□	□	□	□
– Comfort seats for driver and front passenger, electric seat adjustment with additional functions, incl. lumbar support <sup>1</sup>	□	□	□	□	□
– Lumbar support for driver and front passenger seat, electric (in conjunction with electric seat adjustment)	□	□	□	□	□
– Rear seat backrest, asymmetrically folding (60:40)	■	■	■	■	■
– Seat adjustment, electric (with memory function for driver seat and exterior mirror, for X6 xDrive50i and X6 xDrive40d in conjunction with standard seat)	□	■	□	■	■
– Seat adjustment, partly electric	■	–	■	–	–
– Seat heating for driver and front passenger seats	■	■	■	■	■
– Seat heating in the rear	□	□	□	□	□
– Sport seats for driver and front passenger (incl. electric seat adjustment)	□	□	□	□	■
<b>Steering wheels:</b>					
– M leather steering wheel, three spokes, multifunction buttons and gearshift paddles, uni-directional	□	□	□	□	■
– Sport leather steering wheel, three spokes, multifunction buttons and gearshift paddles, uni-directional	■	■	■	■	–
<b>Steering column adjustment</b> , electric, length and height					
	□	■	□	■	■
<b>Steering wheel heating</b>					
	□	□	□	□	□
<b>Sun blind</b> for rear side door windows					
	□	□	□	□	□
<b>Windscreen with grey shade band</b>					
	□	□	□	□	□

	X6 xDrive35i	X6 xDrive50i	X6 xDrive30d	X6 xDrive40d	X6 M50d
--	--------------	--------------	--------------	--------------	---------

<b>Comfort and interior features</b>					
<b>12-V sockets</b> (one in the front storage compartment, one in the centre storage compartment, one in the rear centre console, two in the centre console rear, one in the luggage compartment)	■	■	■	■	■
<b>Adaptive fastening system</b>	□	□	□	□	□
<b>Comfort access system</b> (for keyless entry and engine start-up), incl. vicinity lights	□	□	□	□	□
<b>Cupholders</b> , front and rear	■	■	■	■	■
<b>Glass roof</b> , electric, with sliding and raising function, comfort opening via car key	□	□	□	□	□
<b>Ski bag</b>	□	□	□	□	□
<b>Soft Close Automatic</b> for the doors	□	□	□	□	□
<b>Storage compartments with anti-slide mats in the door trims</b> , in centre console and storage compartment in the luggage compartment	■	■	■	■	■
<b>Storage package</b> (incl. two lashing rails with four lashing eyes in the luggage compartment)	□	□	□	□	□
<b>Tailgate</b> , one-piece, with intermediate stop function	■	■	■	■	■
<b>Tailgate operation</b> , automatic	■	■	■	■	■

<b>Entertainment, communication and information</b>					
<b>BMW ConnectedDrive* – Telematics Services*:</b>					
– Apps, e.g. to receive world-wide web radio stations (in conjunction with App BMW Connected and iPhone)	□	□	□	□	□
– BMW Assist, incl. Real Time Traffic Information (RTTI)	□	□	□	□	□
– BMW Online	□	□	□	□	□
– Internet preparation	□	□	□	□	□
<b>Bookmarks</b>	■	■	■	■	■
<b>Control Display</b> , 6.5"	■	■	■	■	■
<b>Controller with direct menu control buttons</b>	■	■	■	■	■
<b>Mobile phone preparation Business</b> with Bluetooth interface <sup>2</sup> and music interface for smartphones, incl. BMW Assist*	□	□	□	□	□
<b>Navigation system Professional</b> with 8.8" high-resolution colour display, hard disk storage unit for navigation and audio data (80 GB storage), 3D route maps, split-screen; RTTI (only in conjunction with BMW Assist*)	□	□	□	□	□
<b>Navigation system Professional with integrated mobile phone preparation Bluetooth<sup>2</sup></b> (incl. BMW Online*, internet preparation* and voice control)	□	□	□	□	□
<b>Radio/audio:</b>					
– AUX-IN connection in centre console	■	■	■	■	■
– BMW Individual High-End audio system	□	□	□	□	□
– DAB tuner, auxiliary reception of digital audio programmes, DAB+ compatible	□	□	□	□	□
– DVD-changer in the glove compartment with multichannel audio system	□	□	□	□	□
– DVD system in the rear	□	□	□	□	□
– HiFi loudspeaker system	■	■	■	■	■
– HiFi system Professional	□	□	□	□	□
– Music interface for smartphones (in conjunction with USB/audio interface and mobile phone preparation)	□	□	□	□	□
– Radio BMW Professional, incl. MP3-compatible CD drive	■	■	■	■	■
– USB/audio interface	□	□	□	□	□
<b>TV function</b>	□	□	□	□	□

\* May not be available in all countries. Please consult your BMW partner.

<sup>1</sup> Only in conjunction with perforated Nevada leather or BMW Individual perforated Merino leather and comfort or active seats.

<sup>2</sup> For information on recommended devices please go to [www.bmw.com/bluetooth](http://www.bmw.com/bluetooth)

		X6 xDrive35i	X6 xDrive50i	X6 xDrive30d	X6 xDrive40d	X6 M50d
--	--	--------------	--------------	--------------	--------------	---------

Weight						
Unladen weight EU <sup>1</sup>	kg	2145	2265	2150	2185	2225
Max. permissible	kg	2670	2790	2675	2710	2750
Max. load	kg	600 [650]	600 [650]	600 [650]	600 [650]	600 [650]
Permitted axle load, front/rear	kg	1275/1475	1375/1490	1285/1475	1310/1475	1350/1475
Permitted roof load	kg	100	100	100	100	100
Permissible trailer load, unbraked	kg	750	750	750	750	750
Permissible trailer load, braked, max. 12% gradient	kg	2700/3500*	2700/3500*	2700/3500*	2700/3500*	2700/3500*
Permissible trailer load, braked, max. 8 % gradient	kg	2700/3500*	2700/3500*	2700/3500*	2700/3500*	2700/3500*

Engine <sup>2</sup>						
Cylinders/valves		6/4	8/4	6/4	6/4	6/4
Capacity	cc	2979	4395	2993	2993	2993
Max output	kW/rpm	225/ 5800	300/ 5500-6400	180/ 4000	225/ 4400	280/ 4000-4400
	(rpm)	(306/ 5800)	(407/ 5500-6400)	(245/ 4000)	(306/ 4400)	(381/ 4000-4400)
Max. torque/speed	Nm/rpm	400 1200-5000	600 1750-4500	540 1750-3000	600 1500-2500	740 2000-3000

Transmission						
Standard transmission ratios		IV/III:1	4.71/3.14/2.11	4.71/3.14/2.11	4.71/3.14/2.11	4.71/3.14/2.11
		IV/V/VI:1	1.67/1.29/1.0	1.67/1.29/1.0	1.67/1.29/1.0	1.67/1.29/1.0
		VII/VIII/R:1	0.84/0.67/3.30	0.84/0.67/3.32	0.84/0.67/3.32	0.84/0.67/3.32
Variable rear axle ratio	:1	3.15	3.15	3.15	3.15	3.15

Performance						
Top speed	km/h	240	250	222	236	236/250
Acceleration 0-100 km/h	s	6.7	5.4	7.5	6.5	5.3

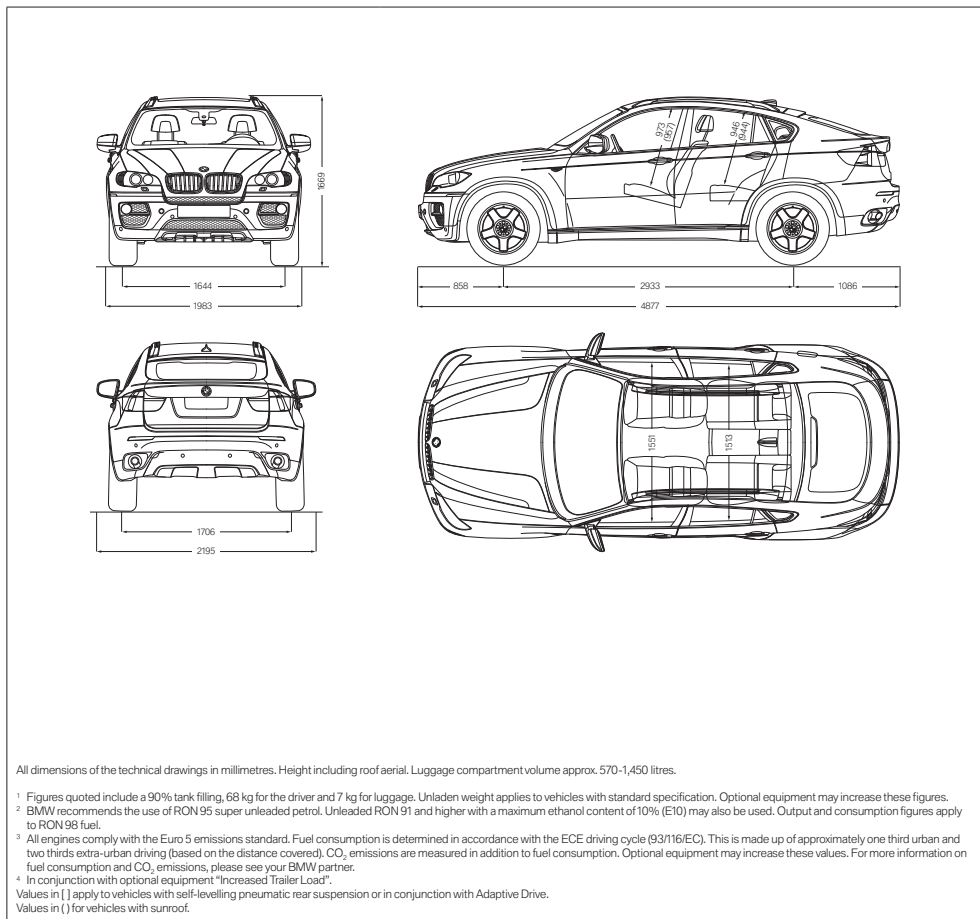
Fuel consumption <sup>3</sup>						
Urban	l/100 km	13.2	17.5	8.7	8.8	9.0
Extra-urban	l/100 km	8.3	9.6	6.7	6.8	7.0
Combined	l/100 km	10.1	12.5	7.4	7.5	7.7
CO <sub>2</sub> emissions	g/km	236	292	195	198	204
Tank capacity, approx.	l	85	85	85	85	85

Wheels						
Tyre dimensions		255/50 R 19 V	255/50 R 19 V	255/50 R 19 V	255/50 R 19 V	275/40/315/35 R 20 Y
Wheel dimensions		9 J x 19	9 J x 19	9 J x 19	9 J x 19	10/11 J x 20
Material		light-alloy	light-alloy	light-alloy	light-alloy	light-alloy

	X6 xDrive35i	X6 xDrive50i	X6 xDrive30d	X6 xDrive40d	X6 M50d
--	--------------	--------------	--------------	--------------	---------

**Electrical system**

Battery capacity	Ah	90	90	90	90	105
Alternator output	A	210	220	170	170	180
	W	2940	3080	2380	2380	2520



**The BMW Service concept: always up to speed.** When you buy a BMW, you can look forward to superb service and comprehensive customer care, with a worldwide network of more than 3,300 BMW Service partners in more than 150 countries ready to assist you at any time. The vehicle's on-board diagnostics keep you informed of when the car is next due for a check-up and what work needs to be done: **Condition-Based Service (CBS)** tracks service fluids and the condition of essential parts subject to wear. It also monitors the time- and mileage-linked service requirements of your BMW. Using these measurement data, the Info Display in the cockpit automatically alerts you in advance whenever

any part of the vehicle requires servicing. The iDrive Control Display contains exact information on which vehicle components will need to be serviced and when. In conjunction with BMW TeleServices\*, the innovative telematics service provided by BMW Service, the CBS data are automatically transmitted to your BMW Service partner. This means that your service consultant has more time for you, and can provide more comprehensive advice. Your BMW Service partner will of course have **Original BMW Parts** available for any work to be done. In short: quality and safety are our top priorities.

## TAILOR-MADE FOR YOUR VEHICLE. BMW SERVICE.



**BMW Service Inclusive\***. Service costs are another area where your BMW Service partner can offer you an intelligent solution. With BMW Service Inclusive, routine maintenance service will be provided at no extra cost to you, for the agreed duration or mileage. Find out more online at

[www.bmw.com/serviceinclusive](http://www.bmw.com/serviceinclusive)



With **BMW TeleServices\***, you are always in safe hands. This feature enables your BMW to contact your BMW Service partner and register itself for a service appointment. As soon as the CBS sensors detect a service requirement, the vehicle will initiate an automatic BMW Teleservice call and transmit all service-related data – data which previously had to be collected in the workshop. Your service consultant will then call you back, in order to arrange an appointment. As vehicle information is transferred in advance, time in the garage can be spent more efficiently, so your BMW is back on the road faster. In the unlikely event of a breakdown, BMW TeleServices enables you to transmit diagnostics, vehicle and location data directly to BMW breakdown assistance. With BMW Teleservice Assistance, malfunctions can often be remedied remotely, getting you quickly and easily back on the road. For further information, visit

[www.bmw.com/teleservices](http://www.bmw.com/teleservices)



**Mobile Service\***: in the event of a breakdown, BMW Mobile Service is at your disposal round the clock. Specially trained BMW technicians will do everything necessary to get your BMW back on the road, with telephone or on-site assistance as needed. Simply contact BMW Mobile Service. In addition, all BMW vehicles newly registered from 1 January 2011, have a comprehensive 24-month mobility service in line with the applicable BMW Mobile Care warranty conditions (including towing, rental car, taxi, hotel accommodation and vehicle return). This BMW mobility warranty is automatically extended by another 24 months if you have the scheduled engine oil service performed by your authorised BMW Service partner – for up to 5 years after initial vehicle registration. More detailed information is available from your BMW Service partner or online at

[www.bmw.com/mobileservice](http://www.bmw.com/mobileservice)



**BMW Financial Services.** If there's one more thing you could wish for to go with your BMW, it could simply be the perfect financing solution – one that leaves you with enough room for the other good things in life. BMW Financial Services provides you with personalised leasing, finance and insurance options – tailored to your requirements and budget. But we offer you more than just favourable conditions. Take for example the components of our leasing package, which include courtesy vehicles and insurance. For further information please visit [www.bmwfs.com](http://www.bmwfs.com). Find out more – your BMW partner will be pleased to make you an individual offer for your desired car.

\* May not be available in all countries. Please consult your BMW partner.

## SHAPING THE FUTURE – RESPONSIBLY.

The BMW Group has been ranked the most sustainable automotive company worldwide in the Dow Jones Sustainability Index for the seventh time in a row, because sustainability is an integral part of our value chain – it encompasses every stage from the development of fuel-saving and alternative vehicle concepts to environmentally friendly production processes and recycling. Our research and development philosophy BMW EfficientDynamics delivers tangible benefits to customers, our climate and the environment. Since 1995,





## EXPERIENCE MORE WITH BMW.



**BMW Magazine: information and entertainment.** Competent and comprehensive, the BMW Magazine brings you all the latest news from the world of BMW. You will receive two issues per year free of charge when you purchase a new BMW.



**BMW Driving Experience:** "Learn how to enhance your driving pleasure." Driving a BMW should be fun. And like any other piece of sport equipment, the better you are able to control it, the more fun it is. The BMW Driving Experience teaches you – on road and off, in snow and ice, or even in the Namibian desert – how far you can push your BMW, while still remaining perfectly safe. Topics range from BMW Safety and Snow and Ice to M Race Track Training on one of the toughest race tracks in the world – the Nürburgring. More information is available at

[www.bmw-drivingexperience.com](http://www.bmw-drivingexperience.com)



**BMW Welt: joy has a home.** Visit Munich, home to the BMW brand for over 90 years, and pick up your new BMW at BMW Welt. There you'll be able to experience BMW with all five senses and see your new BMW for the first time with your own eyes. BMW Welt offers you a tailor-made visitor programme. From relaxing in the Premium Lounge to a factory tour or a visit to the BMW Museum – there are plenty of unique experiences to perfectly complement the hand-over of your new car. It's more than worth it. Visit us online today at [www.bmw-welt.com](http://www.bmw-welt.com). Your local BMW partner can also provide you with further information. We look forward to seeing you.



**BMW TV\*:** your source for all things BMW. This is where you can get to know the brand in all its facets, through comprehensive features, portraits, and background reports. [www.bmw.tv/com](http://www.bmw.tv/com) provides you with up-to-date and entertaining information on automobiles, innovations, motor shows, events, sports, and lifestyle topics.

for example, our European new-vehicle fleet's CO<sub>2</sub> emissions have dropped by around 30%.

But we are still aiming for more: over the period from 2006 to 2012, we aim to reduce the amount of resources – such as water and energy – consumed by our vehicle manufacturing operations by 30% per vehicle. In our engine plant in Steyr, Austria, we are already one step further: since 2007, production there has generated no waste water at all.

And of course each of our vehicles is designed for easy and economical recycling after its long running life. Please contact your BMW partner on all matters regarding your end-of-life vehicle. Further information on this topic is also available on our website.

[www.bmw.com/recycling](http://www.bmw.com/recycling)  
[www.bmw.com/EfficientDynamics](http://www.bmw.com/EfficientDynamics)  
[www.bmwgroup.com/responsibility](http://www.bmwgroup.com/responsibility)

More about BMW



Sheer  
Driving Pleasure

[www.bmw.com](http://www.bmw.com)



This brochure describes the models, features and configuration options (standard and optional) available in vehicles delivered by BMW AG for the German market. In other EU countries, there may be deviations from the features and configuration options described, in terms of the standard and optional equipment of the individual models. To find out more about the different country versions on offer, please consult your local BMW dealer. Design and equipment subject to change.  
© BMW AG, Munich, Germany. No reproduction in whole or in part without the written approval of BMW AG, Munich.

BMW recommends **EDGE**

